FHWA REGION NO.	STATE	PROJECT NO.	YEAR	SHEET NO.	TOTAL SHEETS
7	KANSAS	54-87-5942(2)	1990	3	32

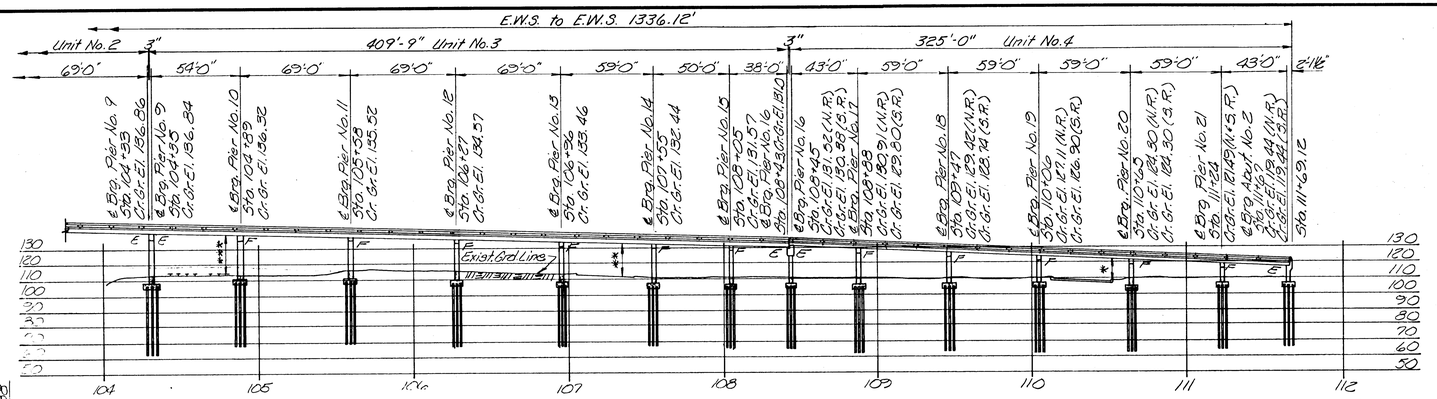

B.M. #3 Top of Grader Blade 62.5' Lt. Sta. 104+71 Elev. 108.59

Elevation

54'-3@69'-59'-50'-38' Cont. P.C. Hollow Girder Spans
43'-4@59'-43' P.C. Hollow Slab Spans
Pedestal Type Piers 28'0" Roadway
26'0" Roadway (Ramps)

B.M. #6 Bolt of Top Fire Hydrant, N.W. Cor. Kellogg & Water St. 34 Ft. Sta. 110+72 Elev. 112.67

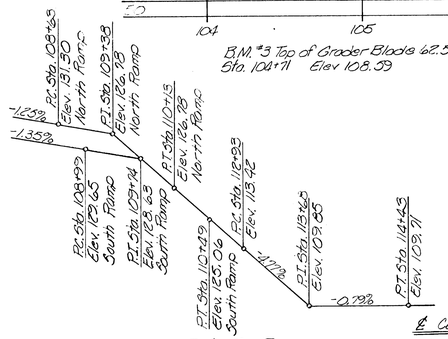

Vertical Curve Data For Ramps

* Min. Vert. Cl = 14.3'
** Min. Vert. Cl = 22.2'
*** Min. Vert. Cl = 23.6'

℄ Curve Data

Δ = 6°-20'-08" Rt.
D = 0°-33'
L = 1151.92'
R = 10,417.42'
T = 576.35'
P.I. Sta. 110+79
S = 0.021 ft/ft

1. Estimated Quantity based on deck survey.
2. Includes 53.4 cu. yds. in Abutment No. 2 E.B. and W.B. and 52.6 cu. yds. in the median on the bridge.
3. Includes 7,390 lbs. to be used in Abutment No. 2 E.B. and W.B. Includes 4,880 lbs. to be used in the median on bridge and an estimated 5,000 lbs. to be used for replacement of deteriorated or damaged reinforcing steel in the deck repair. Grade 60 steel may be substituted for any bar except for any bar that will be bent in the field.
4. Estimated Quantity based on July 1979 Field Inspection.
5. Includes replacement of 2 sections and straightening or replacement at the Contractors option of 5 sections.
6. Payment for removing E.B. and W.B. Abut. No. 2 and eradication of pipe at crossover.
7. Exist. Bearing Devices shall be sandblasted to remove surface rust and existing paint. The Bearing Devices shall then be painted using the Basic Lead Silico Chromate System.
8. Includes quantities for eradication of the crossovers.

Summary of Quantities (Bridge Items)	
Area Prepared for Patching (Full Depth)(1)	847 Sq. Yds.
Area Prepared for Patching (1)	1,627 Sq. Yds.
Machine Preparation (1/4")	7,964 Sq. Yds.
Thin Bonded Concrete Overlay (1")	7,964.3 Sq. Yds.
Class AAA Concrete (AE) (2)	106.0 Cu. Yds.
Reinforcing Steel (Gr. 40) (3)	17,270 Lbs.
Strip Seal Assembly	323.5 Lin. Ft.
Removal of Existing Structure (6)	Lump Sum
Backwall Repair	1 Each
Pier Beam Repair	2 Each
Bridge Seat Repair	1 Each
Curb Repair	9 Lin. Ft.
Replace Handrail Post (4)	2 Each
Repair Handrail Post Base (4)	10 Each
Repair Handrail (5)	63 Lin. Ft.
Linseed Oil Surface Treatment (Br.)	7,964 Sq. Yds.
Cleaning and Painting Bearing Device (7)	48 Each
Field Office & Lab. (Type A)	1 Each
Mobilization	Lump Sum

Summary of Quantities (Road Items)	
Common Excavation (8)	335 Cu. Yds.
Common Excavation (Contractor Furn.)	220 Cu. Yds.
Rock Excavation (8)	11.3 Cu. Yds.
Compaction of Earthwork (Type AA) (MR-5)	94 Cu. Yds.
Compaction of Earthwork (Type B) (MR-5)	200 Cu. Yds.
Removal of Edge Curb	1,016 Lin. Ft.
Edge Curb (6") Special	1,016 Lin. Ft.
2.5 sq. ft. Entrance Pipe (CMMAC)	50 Lin. Ft.
Plant Mix-Bituminous Mixture (Commercial Grade)	281 Tons
Aggregate for Bituminous Surface Course (BM-1)	136 Tons
Asphalt Cement (AC-5)	8 Tons
Emulsified Asphalt (SS-1H)	1 Ton
Protection Curb (6") (AE)	36 Lin. Ft.
Conc. Safety Barrier (Type I) Precast	2,040 Lin. Ft.
Steel Plate Guard Fence (Galv.)	1,612.5 Lin. Ft.
Removal of Exist. Guard Fence	1,262 Lin. Ft.
Traffic Control	Lump Sum

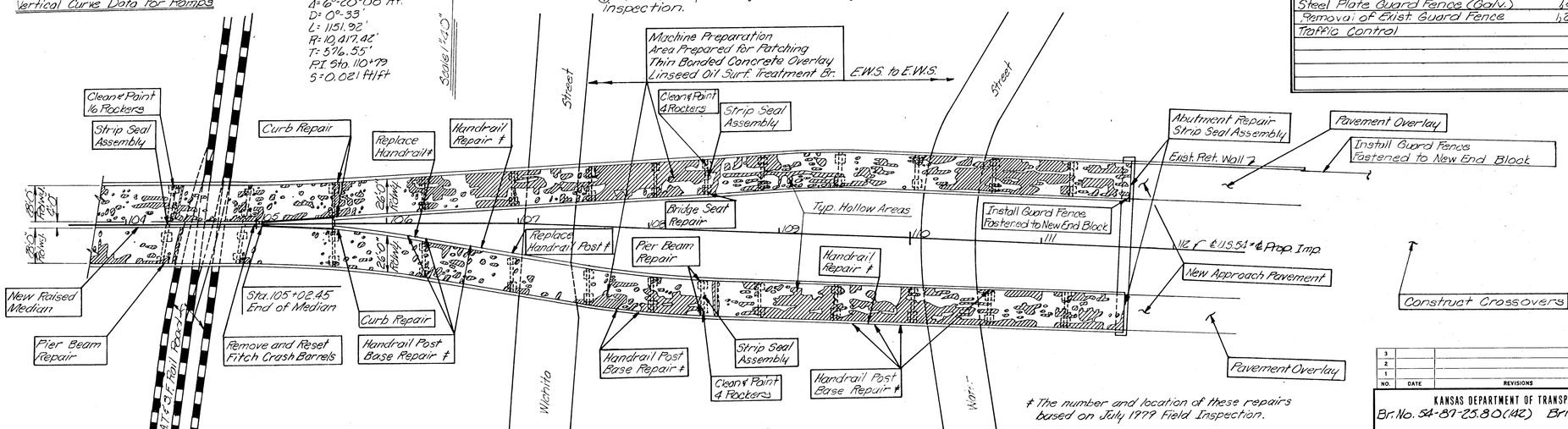

* The number and location of these repairs based on July 1979 Field Inspection.

Plan

(Showing estimated areas of required patching.)

NO.	DATE	REVISIONS	BY	APP'D
3				
2				
1				

KANSAS DEPARTMENT OF TRANSPORTATION

Br. No. 54-87-25.80(142) Bridge Repair

CONSTRUCTION LAYOUT

Proj. No. 54-87-5942(2) Sedgwick Co.

SHEET NO. 3 OF 32		SCALE		APP'D	
DESIGNED	FRM	DETAILED	RGF	QUANTITIES	BGS	TRACED
DESIGN CK.	SGS	DETAIL CK.	SDB	QUAN. CK.	EAJ	TRACE CK.