PROJECT NO.	FISCAL YEAR	SHEET NO.	TOTAL SHEETS
DAKB 576042	1977	3	17

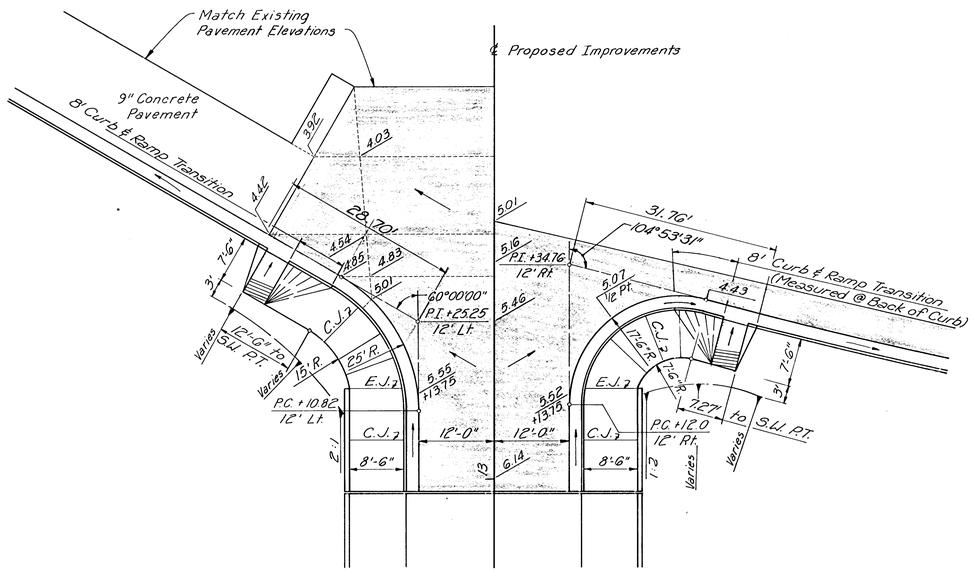

NORTH BRIDGE APPROACH

PAVING & SIDEWALK DETAILS

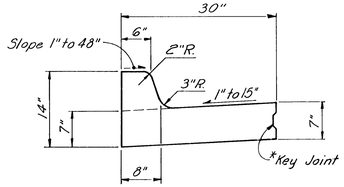

COMBINED CURB & GUTTER

* Omit where Curb & Gutter abuts full depth Asphalt Pavement.

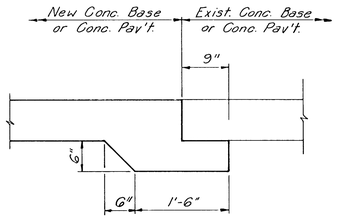

UNDERPINNING DETAIL

TYPICAL SECTION

CONCRETE BASE WIDENING AT SOUTH BRIDGE APPROACH

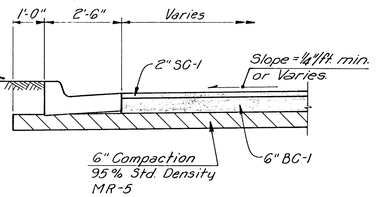

TYPICAL HALF SECTION

FULL DEPTH ASPHALT

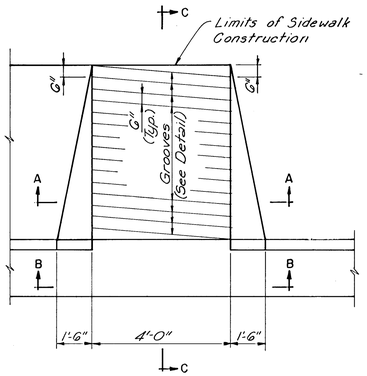

SIDEWALK RAMP DETAILS

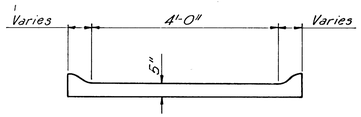

SECTION A-A

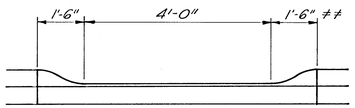

≠≠ 8' for Ramps @ N. Abut. See detail this sheet

SECTION B-B

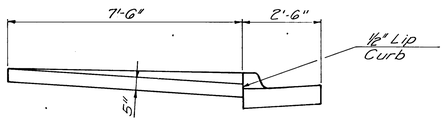

SECTION C-C

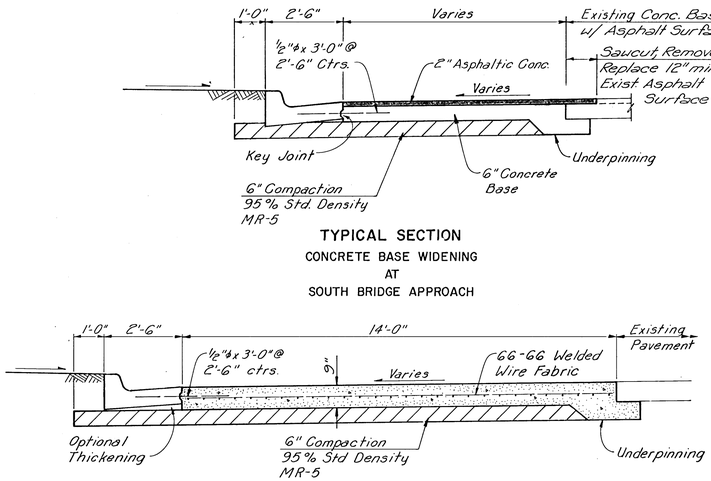

TYPICAL SECTION

CONCRETE PAVEMENT

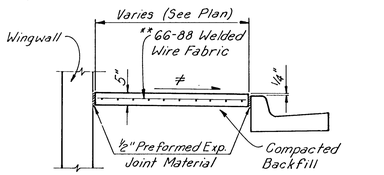

≠ Slope = ⅛"/ft. min. Transition to ¼"/ft. @ end of Bridge Wing.

TYPICAL SECTION

5" SIDEWALK

** May be omitted in sidewalk outside the Bridge Wings at South Abutment. Extend mesh through Contraction Joints.

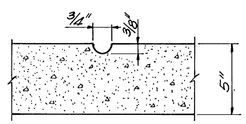

GROOVE DETAIL

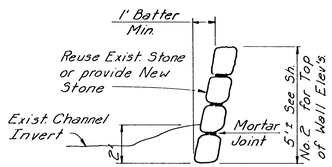

STONE MASONRY WALL DETAIL

Note: New stone shall be comparable in size and shape to the existing stone and shall be as approved by the Engineer.

CITY OF WICHITA KANSAS
R.W. LINN, P.E. CITY ENGINEER

SURFACING DETAILS

WOODMAN BRIDGE
OVER THE LITTLE ARKANSAS RIVER
CITY OF WICHITA PROJECT NO. DAKB 576042

PROFESSIONAL ENGINEERING CONSULTANTS, P.A.
ENGINEERS
WICHITA, KANSAS

Designed by		Checked by	
Drawn by		Date	Job No.