PUB. ROAD DIV. NO.	STATE	PROJECT NO.	FISCAL YEAR	SHEET NO.	TOTAL SHEETS
5	KANSAS	*	1970	83	229

* 35W-87 I-35W-1(33)46

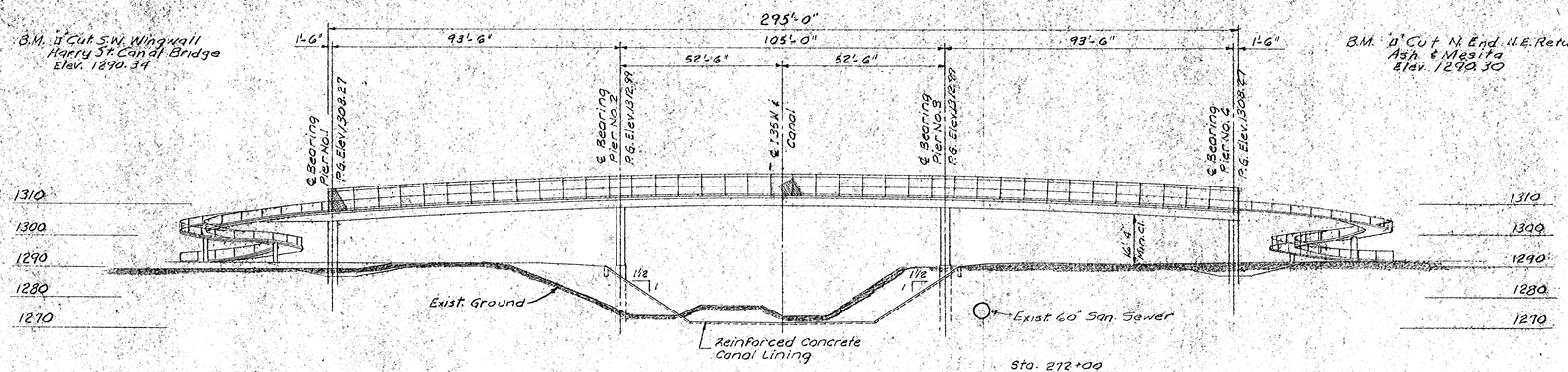

ELEVATION

93.5'-105'-93.5' Continuous Reinforced Concrete Box Girder Spans with Continuous Reinforced Concrete Ramps, Pedestal Type Piers. 8'-0" Walkway

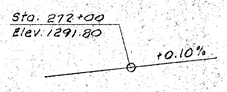

PROFILE 135W



PROFILE-PEDESTRIAN CROSSING

Scale: Horiz. 1" = 50'
Vert. 1" = 20'

Scale 1" = 20'

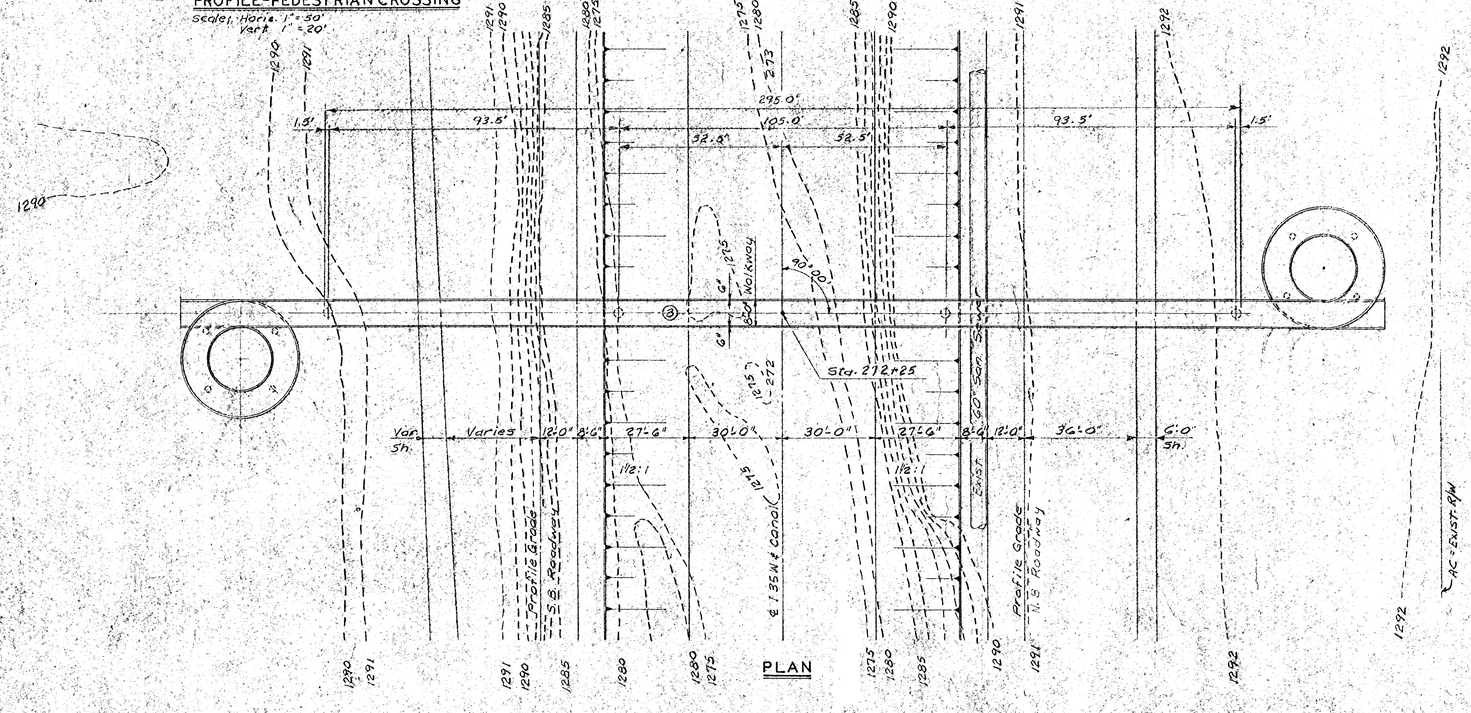

PLAN

NO.	DATE	REVISIONS	BY	APP'D
3				
2				
1				

STATE HIGHWAY COMMISSION OF KANSAS
BR. NO. 35W-87-13.69 STA. 272+25

CONSTRUCTION LAYOUT
PEDESTRIAN CROSSING

PROJ. NO. 35W-87 I-35W-1(33)46 SEDGWICK CO.

WILSON & COMPANY
ENGINEERS & ARCHITECTS
SALINA, KANSAS

DESIGNED | TRACED J. F. B. | CHECKED

DEC 27 1971

64-1003