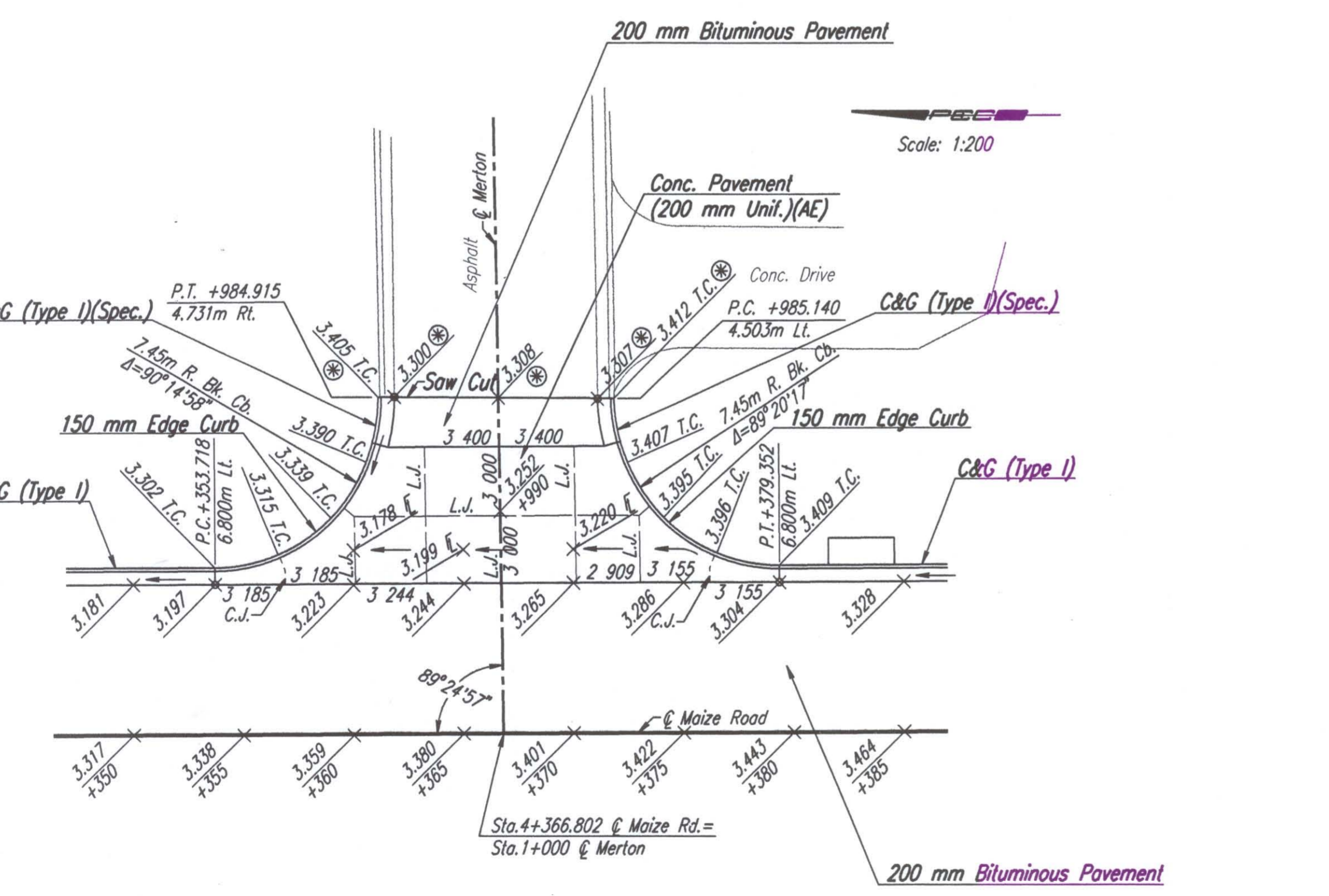
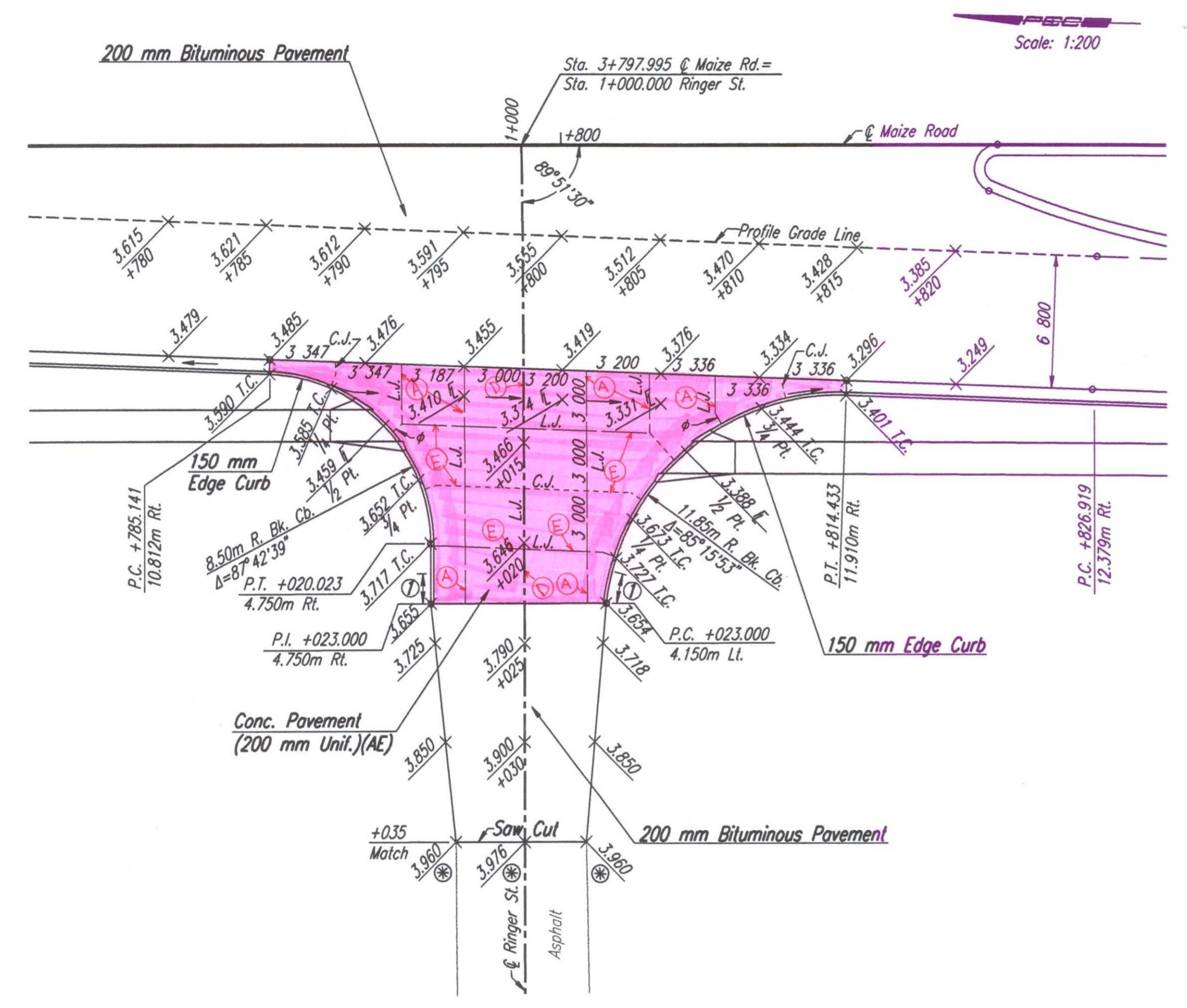


FHWA REGION NO.	STATE	PROJECT NO.	YEAR	SHEET NO.	TOTAL SHEETS
7	KANSAS	54-87 K-6657-01	2002	85	1122

DATE	BY

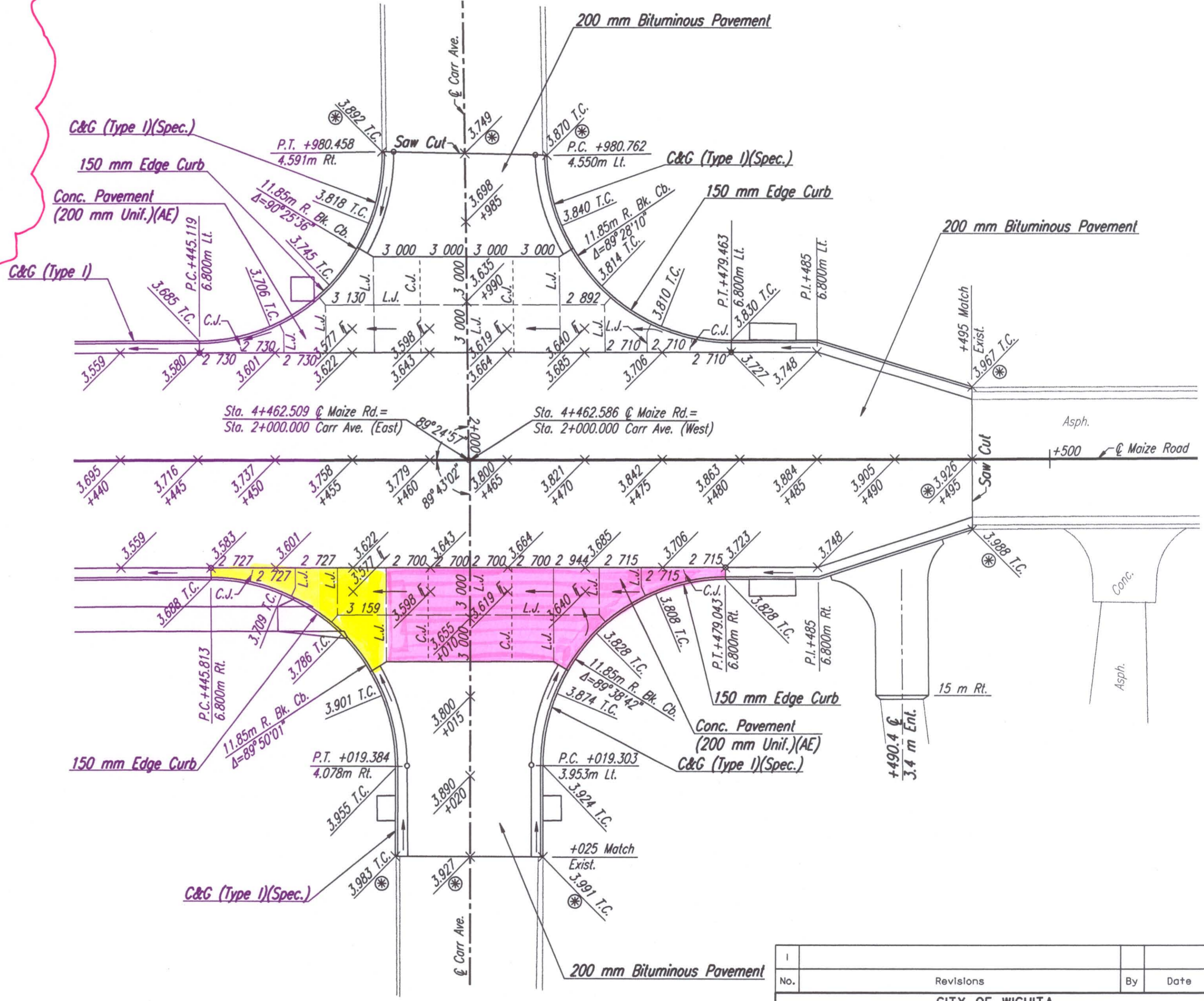
DSNR: JPM OPER: JGP SCALE: 1:200
 I:/1997/97362/INTERSECTIONS/MAIZESIDERS.DGN 8-06-2001 8:06:13 LAST REV: 9-22-01 BY: JGP



- CONCRETE PAVEMENT JOINT TYPES:**
- A) CONTRACTION JOINT with #16 x 600mm DEFORMED TIE BARS & SAWN.
 - B) CONSTRUCTION JOINT with #16 x 600mm DEFORMED TIE BARS.
 - C) CONSTRUCTION JOINT: KEYWAY ONLY.
 - D) CONSTRUCTION JOINT with KEYWAY & #16 x 600mm DEFORMED TIE BARS.
- CONCRETE PAVEMENT JOINT TYPES:**
- E) CONTRACTION JOINT with SMOOTH DOWEL BARS:
 - 1) 200mm PCCP = 25mm x 450mm.
 - 2) 260mm PCCP = 32mm x 450mm.
 - F) CONSTRUCTION JOINT: NON-TIED.
 - G) CONSTRUCTION JOINT along curb & gutter with #16 x 900mm EPOXY COATED DEFORMED TIE BARS.
- CONCRETE PAVEMENT JOINT TYPES:**
- H) CONSTRUCTION JOINT with SMOOTH DOWEL BARS:
 - 1) 200mm PCCP = 25mm x 450mm.
 - 2) 260mm PCCP = 32mm x 450mm.
 - I) CONTRACTION JOINT (mainline outside shoulder only) with 2-#16 continuous epoxy deformed bars left uncut & SAWN.
- CONCRETE PAVEMENT JOINT TYPES:**
- J) CONSTRUCTION JOINT (outside shoulder) with 2-#16 continuous epoxy deformed bars.
 - K) CONTRACTION JOINT (inside or outside shoulder) NON-TIED & SAWN.
 - L) EXPANSION JOINT (19mm).
 - M) CONSTRUCTION JOINT along curb/gutter with KEYWAY & #16 x 900mm TIE BARS.

MATERIAL SUBSTITUTION:

Xorex 'Steel Fibers' (2" length) were utilized by Paving Contractor in lieu of Welded Wire Fabric (MW-26 Wires @ 150 mm centers). Steel fiber application rate = seven (7) — 55 lb bags per 10 cubic yards, for 200 mm (Uniform) Portland Cement Concrete Pavement.



- LEGEND**
- Longitudinal Joint (L.J.)
 - Contraction Joint (C.J.)
 - ⊕ Omit Tie Bars
 - ⊗ Match Existing
 - ① 1.5 m Transition from no curb to 150 mm curb
- Note: Spot elevations are to top of finished pavement.
- PCCP PANELS REMOVED & REPLACED**

No.	Revisions	By	Date

CITY OF WICHITA
INTERSECTION DETAILS
 MAIZE RD. & RINGER ST.
 MAIZE RD. & MERTON ST.
 MAIZE RD. & CARR AVE.
 SEDGWICK COUNTY

Professional Engineering Consultants, P.A.
 303 S. TOPEKA • WICHITA, KANSAS 67202
 316-262-2691 • FAX 316-262-3003

Designed by	JPM	Checked by	WDH
Drawn by	SVB	Date	April 11, 2002
		Job No.	97362