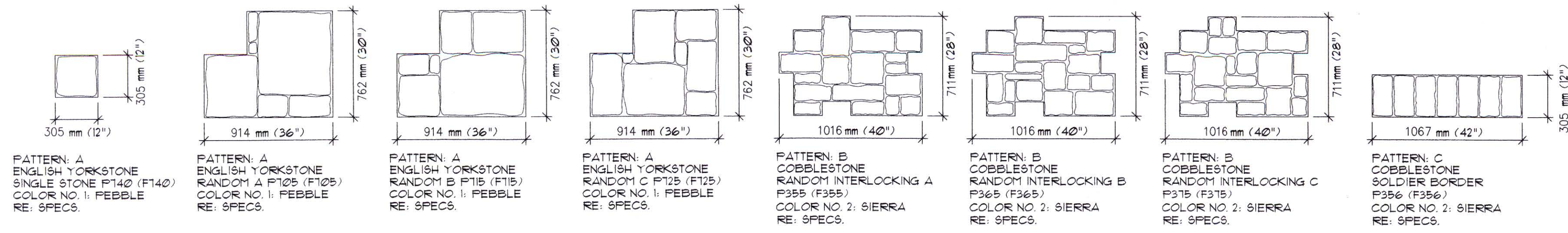



DATE	
BY	
REFERENCES NOTED	
REFERENCES CHECKED	



1 INTEGRALLY COLORED CONCRETE PATTERNS


SCALE: 1/2" = 1'-0"

NOTE: TOOL CONTRACTION JOINTS AT 2.15M (9'0") INTERVALS AND INSTALL EXPANSION JOINTS WITH SEALANT AT 1M (36") INTERVALS. RE: INTEGRALLY COLORED CONCRETE PAVING SPECS FOR SEALANT TYPE



2 PATTERN A - AT MOW STRIPS

SCALE: 1/2" = 1'-0"

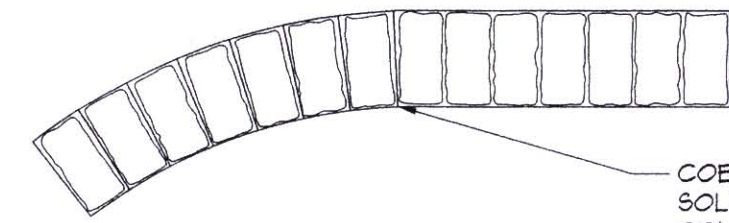


5 PATTERN B - LARGE AREAS

SCALE: 1/2" = 1'-0"

3 PATTERN A - LARGE AREAS

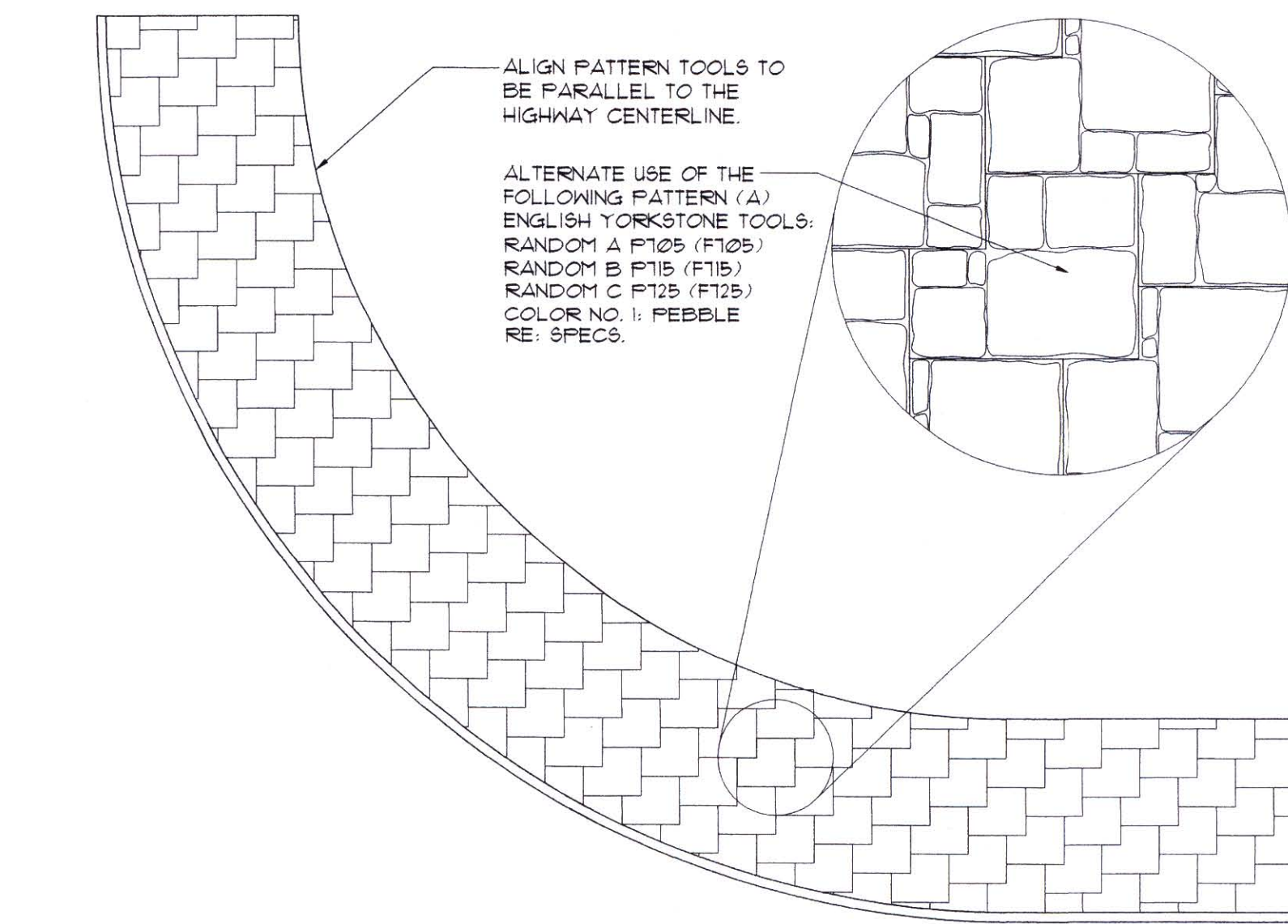
SCALE: 1/2" = 1'-0"



COBBLESTONE BORDER TOOL SOLDIER BORDER COLOR NO. 2: SIERRA

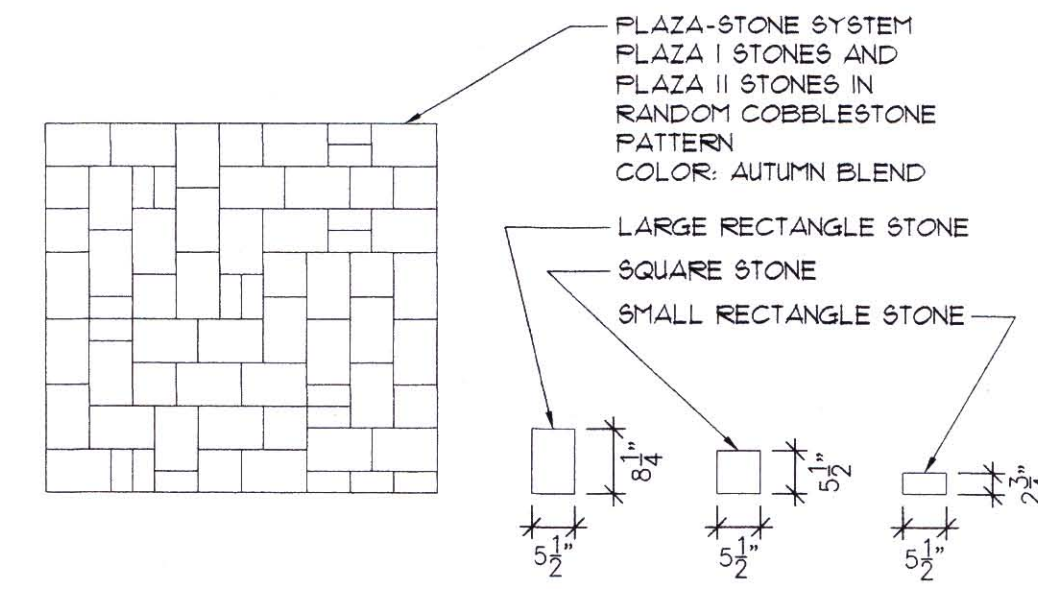
6 PATTERN C - AT CURVES

SCALE: 1/2" = 1'-0"



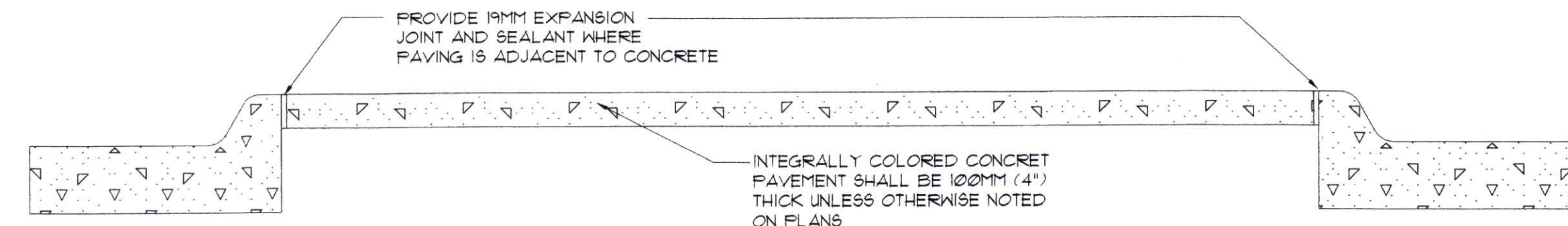
4 PATTERN A - AT CURVES

SCALE: 1/8" = 1'-0"



7 CONCRETE UNIT PAVERS

SCALE: 1/2" = 1'-0"




8 INTEGRALLY COLORED CONC. PAVEMENT SECTION

NTS.

ADDENDUM #2

14. Add the following note to Sheet No. 893. Contraction joints shall be sawed in the integrally colored concrete pavement at 2.4 m maximum spacing longitudinally and transversely. Contraction joints shall not be tooled into the pavement.

DSNR: OPER: DWR SCALE: 1:500 F: 9934/15174



1			
No.	Revisions	By	Date
CITY OF WICHITA			
ORNAMENTAL PAVING DETAILS			
SEDGWICK COUNTY			
Professional Engineering Consultants, P.A. 303 S. TOPEKA • WICHITA, KANSAS 67202 316-262-2691 • FAX 316-262-3003			
Designed by	SMP	Checked by	
Drawn by	DWR	Date	April, 2002
		Job No.	97362