




DIMENSIONS (mm)			SPACING (mm)				
A	B	C	N	O	R	T	H
150	200	895	244	197	168	165	121
200	250	1175	305	264	225	219	162
250	300	1448	371	324	279	270	203
300	375	1762	460	394	337	327	244
375	450	2172	556	486	419	406	305



DIMENSIONS (mm)			SPACING (mm)			
A	B	C	E	A	S	T
150	200	667	194	197	162	114
200	250	864	238	260	216	149
250	300	1070	289	324	270	187
300	375	1299	359	391	324	225
375	450	1622	451	486	403	283



DIMENSIONS (mm)			SPACING (mm)				
A	B	C	S	O	U	T	H
150	200	876	229	194	168	165	121
200	250	1156	292	257	225	219	162
250	300	1419	349	318	279	270	203
300	375	1727	435	384	337	327	244
375	450	2130	524	476	419	406	305



DIMENSIONS (mm)			SPACING (mm)			
A	B	C	W	E	S	T
150	200	759	139	165	162	114
200	250	956	371	219	216	149
250	300	1175	448	270	270	187
300	375	1429	552	327	324	225
375	450	1759	667	406	403	283

DSNR: OPER: SVB SCALE: 1  
 I:/1997/97362/As-Builts/dgn/4/Sh 739-KDOT\_ST-D-T E664SI.dgn Last Rev: 10-3-07 Bjs: gdr

SEE SHEET FOR DETAILED SPECIFICATIONS

**RECORD DRAWING**

3					
2					
1					
NO.	DATE	REVISION	BY	APP'D	

KANSAS DEPARTMENT OF TRANSPORTATION

DETAILS FOR CARDINALS  
(REMOVABLE LEGEND)

TE664SI 11-8-93

FHWA APPROVAL	I-10-95	APP'D	Nelda A. Buckley
DESIGNED	DG	DETAILED	DG
DESIGN CK.	DETAIL CK.	QUAN. CK.	TRACE CK.