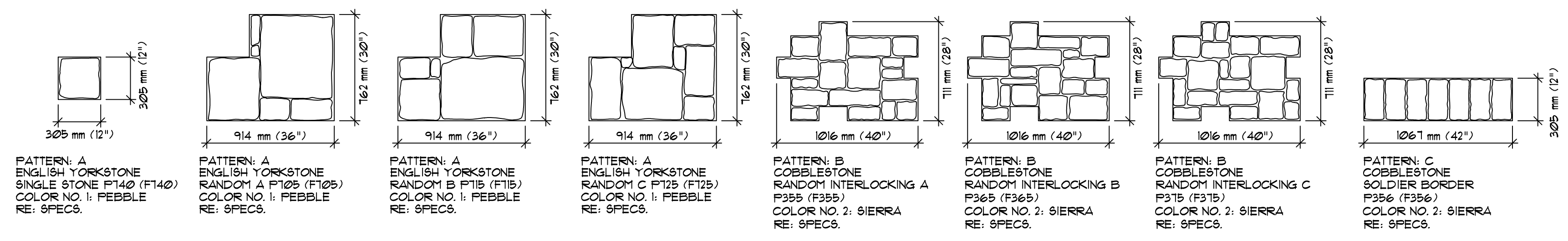


FHWA REGION NO.	STATE	PROJECT NO.	YEAR	SHEET NO.	TOTAL SHEETS
7	KANSAS	54-87 K-6657-01	2002	893	1122

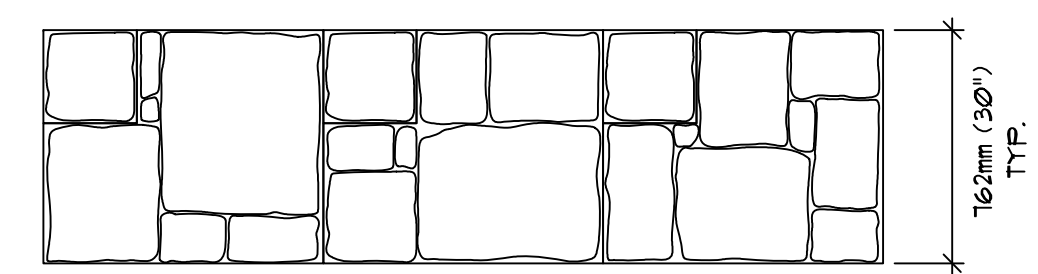
DATE	
BY	
REFERENCES NOTED	
REFERENCES CHECKED	



1 INTEGRALLY COLORED CONCRETE PATTERNS

SCALE: 1/2" = 1'-0"

NOTE: TOOL CONTRACTION JOINTS AT 2.1M (9'0") INTERVALS AND INSTALL EXPANSION JOINTS WITH SEALANT AT 1M (36") INTERVALS. RE-INTEGRALLY COLORED CONCRETE PAVING SPECS FOR SEALANT TYPE



2 PATTERN A - AT MOW STRIPS

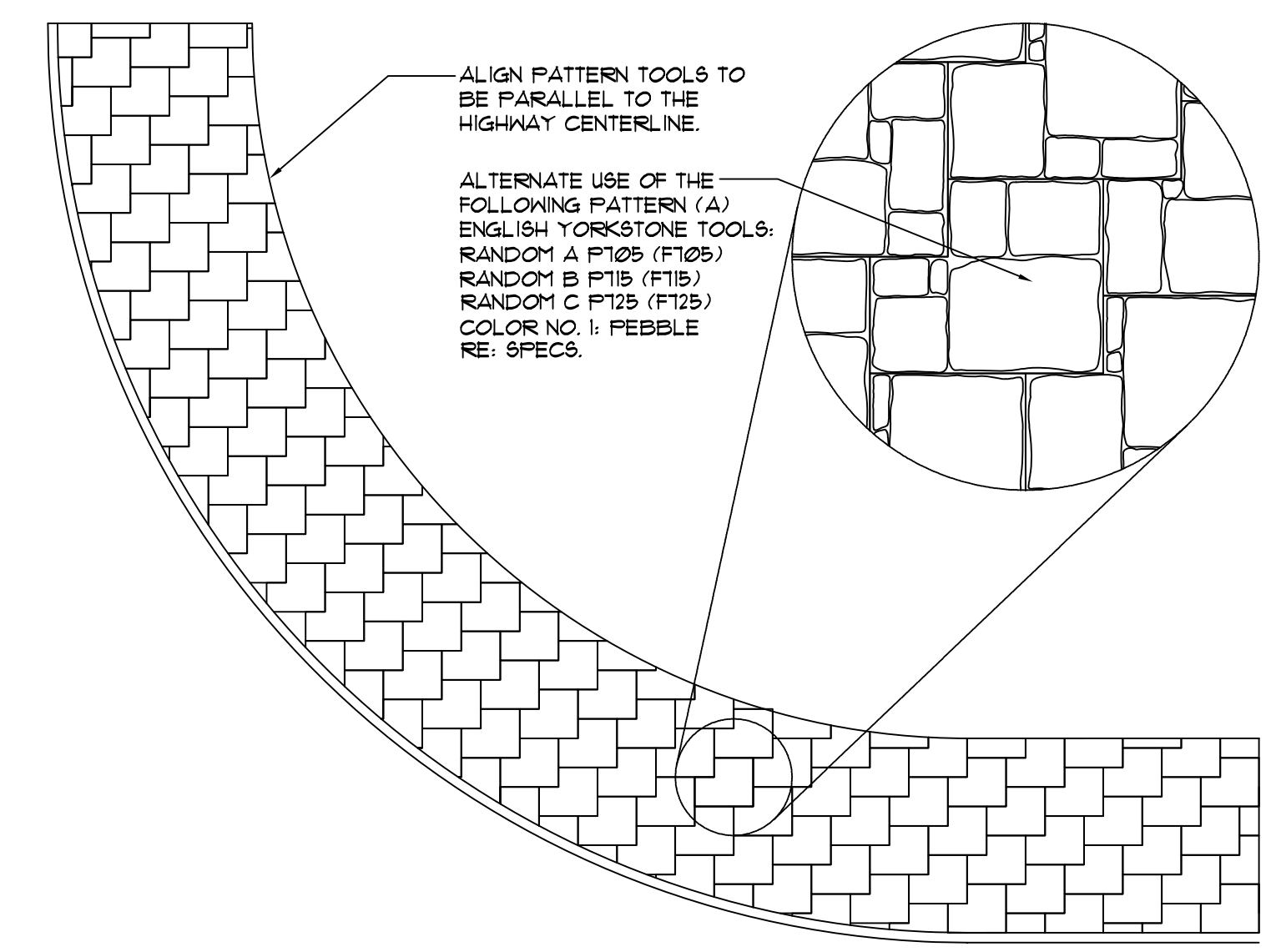
SCALE: 1/2" = 1'-0"

3 PATTERN A - LARGE AREAS

SCALE: 1/2" = 1'-0"

4 PATTERN A - AT CURVES

SCALE: 1/8" = 1'-0"



5 PATTERN B - LARGE AREAS

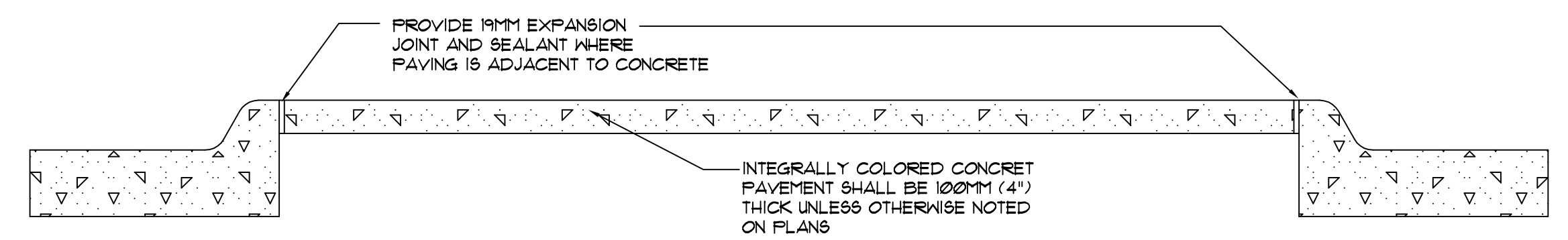
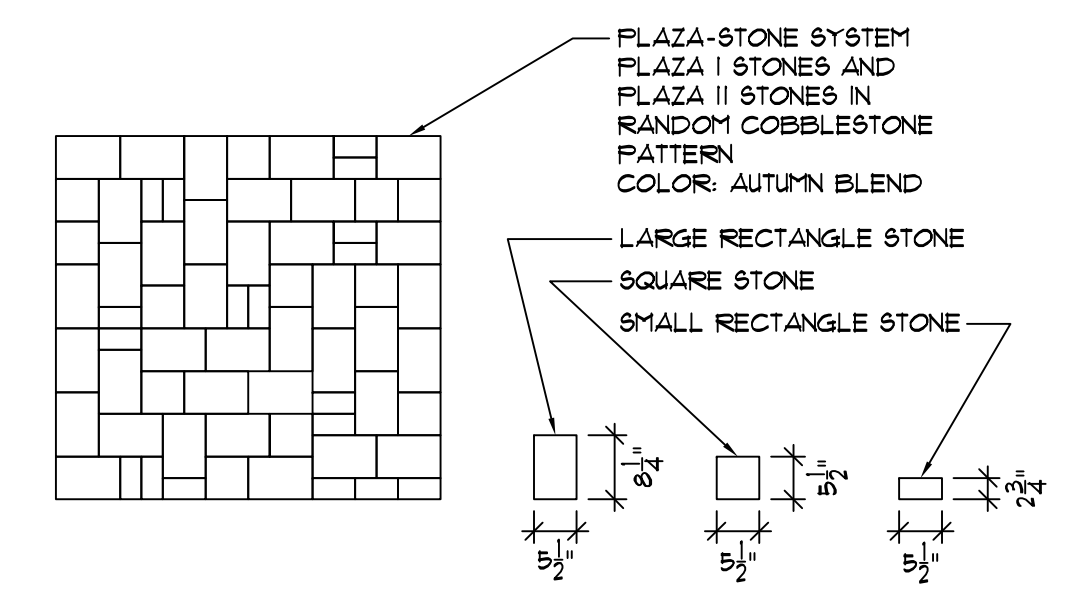
SCALE: 1/2" = 1'-0"

6 PATTERN C - AT CURVES

SCALE: 1/2" = 1'-0"

7 CONCRETE UNIT PAVERS

SCALE: 1/2" = 1'-0"



8 INTEGRALLY COLORED CONC. PAVEMENT SECTION

NT.S.

NOTE: CONTRACTION JOINTS SHALL BE SAWS IN THE INTEGRALLY COLORED CONCRETE PAVEMENT AT 2.4 M MAXIMUM SPACING LONGITUDINALLY AND TRANSVERSELY. CONTRACTION JOINTS SHALL NOT BE TOOLED INTO THE PAVEMENT.



AS-BUILT DRAWINGS
THESE DOCUMENTS INCLUDE RECORD INFORMATION PROVIDED BY THE CONTRACTOR. THIS INFORMATION HAS NOT BEEN VERIFIED IN ITS ENTIRETY BY THE DESIGN PROFESSIONAL DATE: SEPTEMBER 2006

1			
No.	Revisions	By	Date
CITY OF WICHITA			
ORNAMENTAL PAVING DETAILS			
SEDGWICK COUNTY			
Professional Engineering Consultants, P.A. 303 S. TOPEKA • WICHITA, KANSAS 67202 316-262-2691 • FAX 316-262-3003			
Designed by	SMP	Checked by	
Drawn by	DWR	Date April, 2002	Job No. 97362

DSNR: OPER: DWR SCALE: 1:500 F:/9934/15174