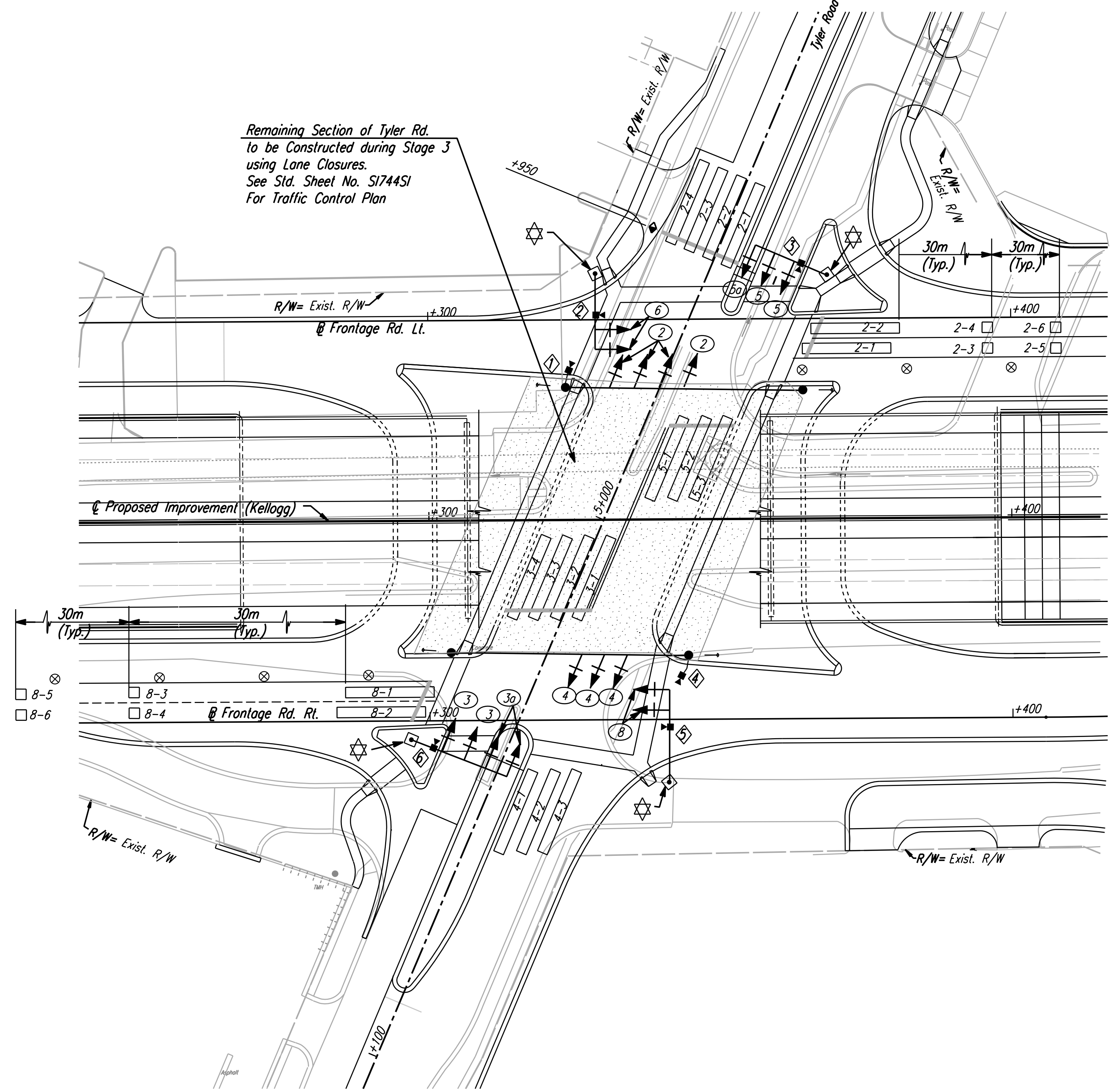


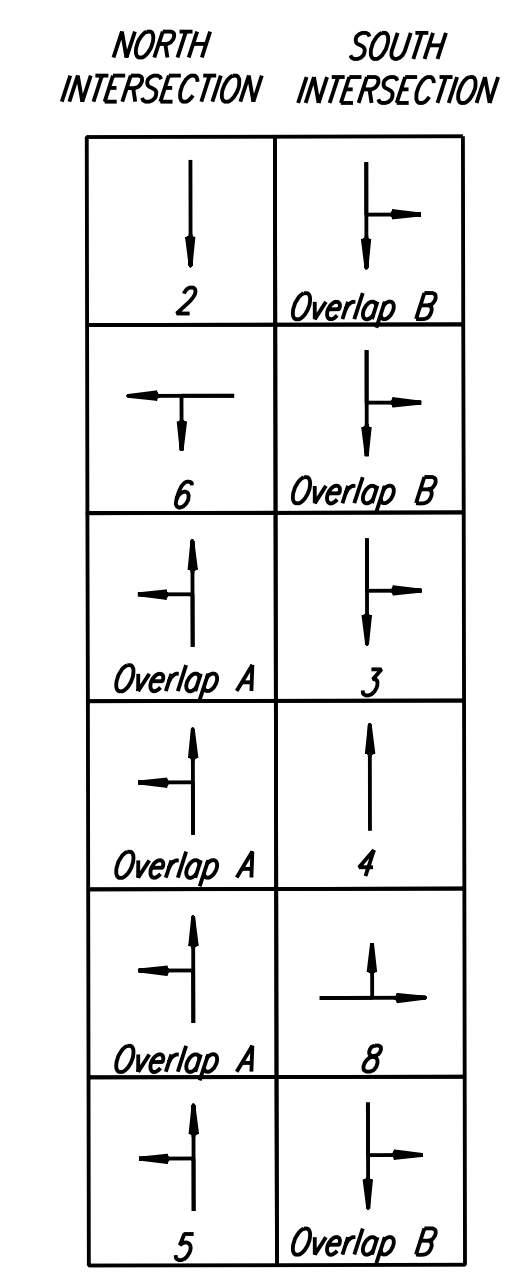
DATE	
BY	
REFERENCES NOTED	
REFERENCES CHECKED	



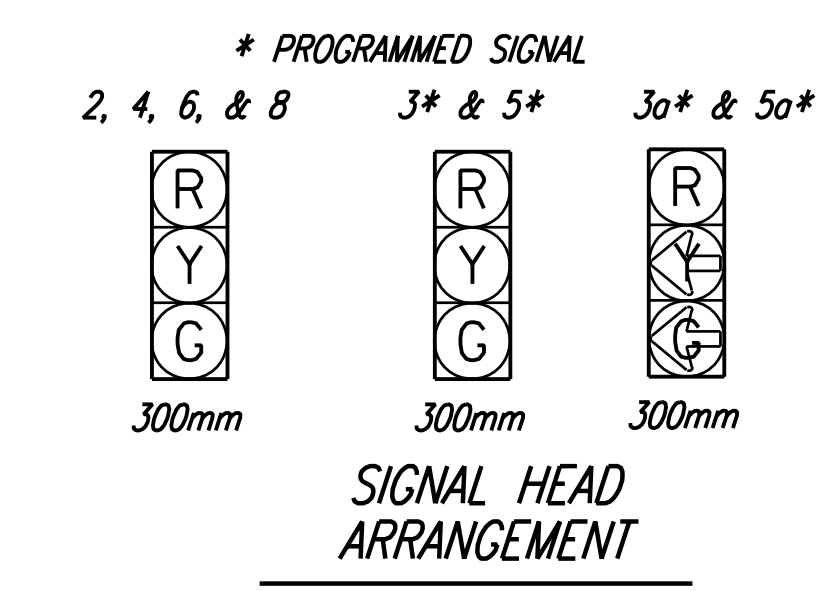
FUNCTION	PHASE							
	1	2	3	4	5	6	7	8
VEHICLE RECALL								
PED RECALL								
RED LOCK								
YELLOW LOCK		x	x	x	x	x	x	x
PERMIT		x	x	x	x	x	x	x
PED PHASES								
LEAD PHASES	x		x		x		x	
DOUBLE ENTRY	x			x	x			x
SEQUENTIAL TIMING								
START-UP YELLOW			x		x			
OVERLAP A			x	x				x
OVERLAP B		x			x	x		
OVERLAP C								
OVERLAP D								
EXCLUSIVE		x	x	x	x	x		x
SIMULTANEOUS GAP								

CAMERA NO.	DETECTION ZONE	MODE	SIZE (LxW)	PHASE CALLED	PHASE EXTENDED	DELAY/STRETCH TIMER	INITIAL SETTING (SEC.)
1	2-1	Presence	15x1.8	2	2		
	2-2	Presence	15x1.8	2	2		
	2-3	Presence	15x1.8	2	2		
2	2-4	Presence	15x1.8	2	2		
	6-1	Presence	15x1.8	6	6		
	6-2	Presence	15x1.8	6	6		
3	6-3,4	Pulse	1.8x1.8	6	6		
	6-5,6	Pulse	1.8x1.8	6	6	Stretch	1.0
	5-1	Presence	15x1.8	5	5	Stretch	1.0
4	5-2	Presence	15x1.8	5	5		
	5-3	Presence	15x1.8	5	5		
	4-1	Presence	15x1.8	4	4		
5	4-2	Presence	15x1.8	4	4		
	4-3	Presence	15x1.8	4	4		
	8-1	Presence	15x1.8	8	8		
6	8-2	Presence	15x1.8	8	8		
	8-3,4	Pulse	1.8x1.8	8	8	Stretch	1.0
	8-5,6	Pulse	1.8x1.8	8	8	Stretch	1.0
7	3-1	Presence	15x1.8	3	3		
	3-2	Presence	15x1.8	3	3		
	3-3	Presence	15x1.8	3	3		
8	3-4	Presence	15x1.8	3	3		

① Detection Zones shall be adjusted to avoid detecting Cross-Traffic
 Note: Detection Zone Layout based upon a design speed of 30 mph.



PHASE DIAGRAM
STAGE 3



UTILITIES
See Plan Sheet for Utilities.

No.	Revisions	By	Date
CITY OF WICHITA			
TEMPORARY TRAFFIC SIGNAL			
KELLOGG & TYLER RD. STAGE 3			
SEDGWICK COUNTY			
Professional Engineering Consultants, P.A.			
303 S. TOPEKA • WICHITA, KANSAS 67202 316-262-2691 • FAX 316-262-3003			
Designed by	RPG	Checked by	BER
Drawn by	JSB	Date	April, 2002
		Job No.	97362

DSNR: RPG OPER: JGP Scale: 1:500
 12/1997/97362/As-Built/dgn/s/Val 4/Sh 843-Signal-Temporary.dgn Last Rev: 10-8-07 By: gdr