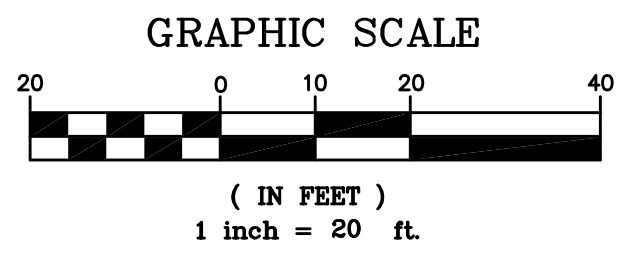



SURVEY DISCLAIMER:
 TOPOGRAPHIC SURVEY AND CONTOUR MAP USED IN PREPARING PLANS WAS PROVIDED BY SAVOY COMPANY, P.A., 535 S. EMPORIA, SUITE 104, WICHITA, KS. ENGINEER DOES NOT GUARANTEE SURVEY ELEVATIONS FOR ACCURACY. CONTRACTOR SHALL VERIFY ELEVATIONS AND NOTIFY ENGINEER OF ANY DISCREPANCIES.

SOUTH FOOTBALL FIELD IRRIGATION LAYOUT PLAN



LEGEND
 G = GAS MAIN
 W = WATER MAIN
 SS = SANITARY SEWER
 SWS = STORM WATER SEWER
 UGE = UNDER GROUND ELECTRIC
 UGT = UNDER GROUND TELEPHONE
 FOT = BURRIED FIBER OPTIC TELEPHONE

- ⊙ B.M. BENCH MARK
- E.B. ELECTRIC BOX
- ← GUY ANCHOR
- G.R. GROUND ROD
- HIGH LINE POLE
- L.P. LIGHT POLE
- POST
- POWER POLE
- ⊥ SIGN
- SAV = 1/2" REBAR W/SAVOY CAP (SET)

New Irrigation Legend
 ◀ = 2" Electric Valve
 ○ = 1" Quick Coupling Valve
 ● = Sprinkler Head

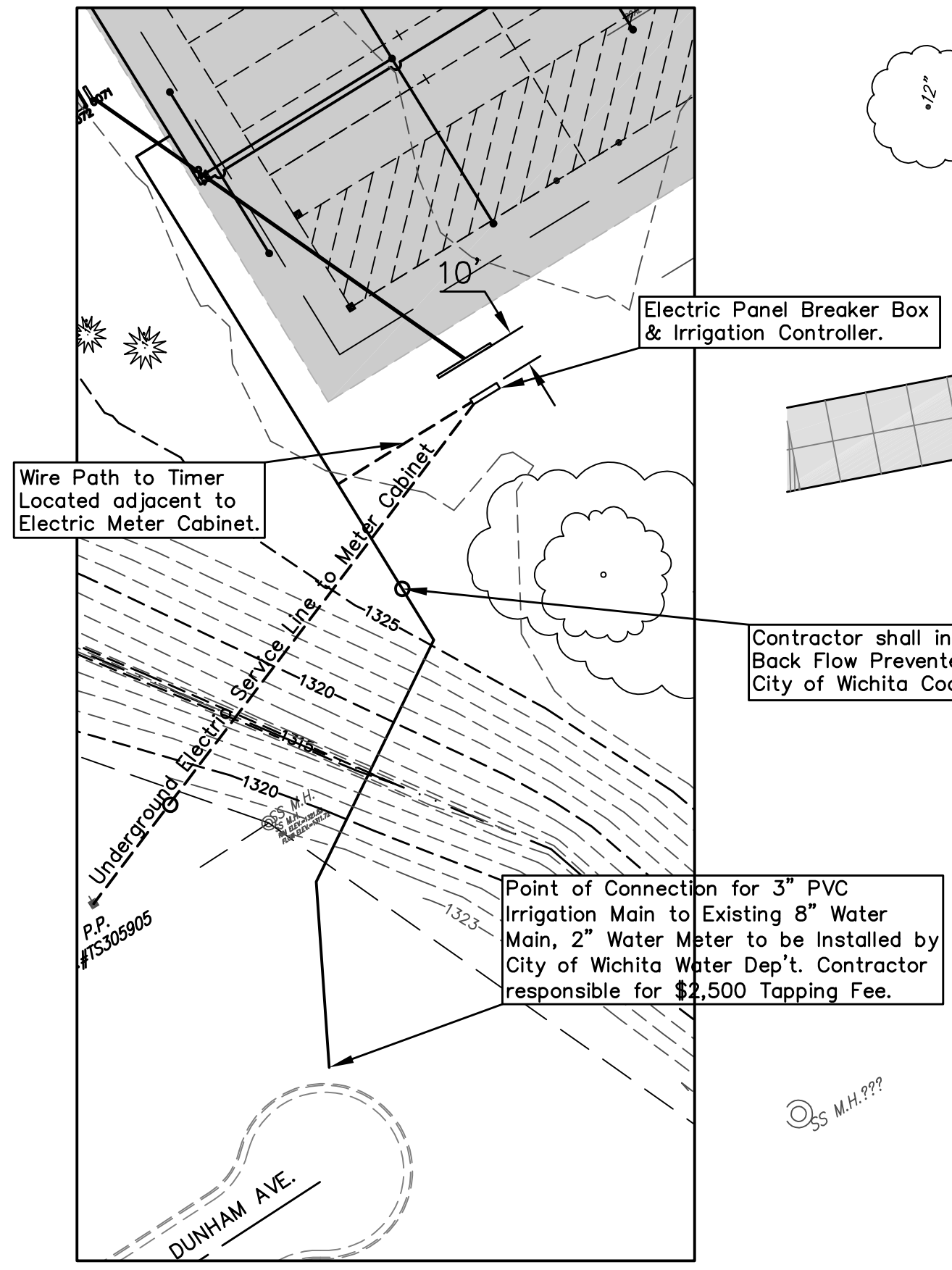
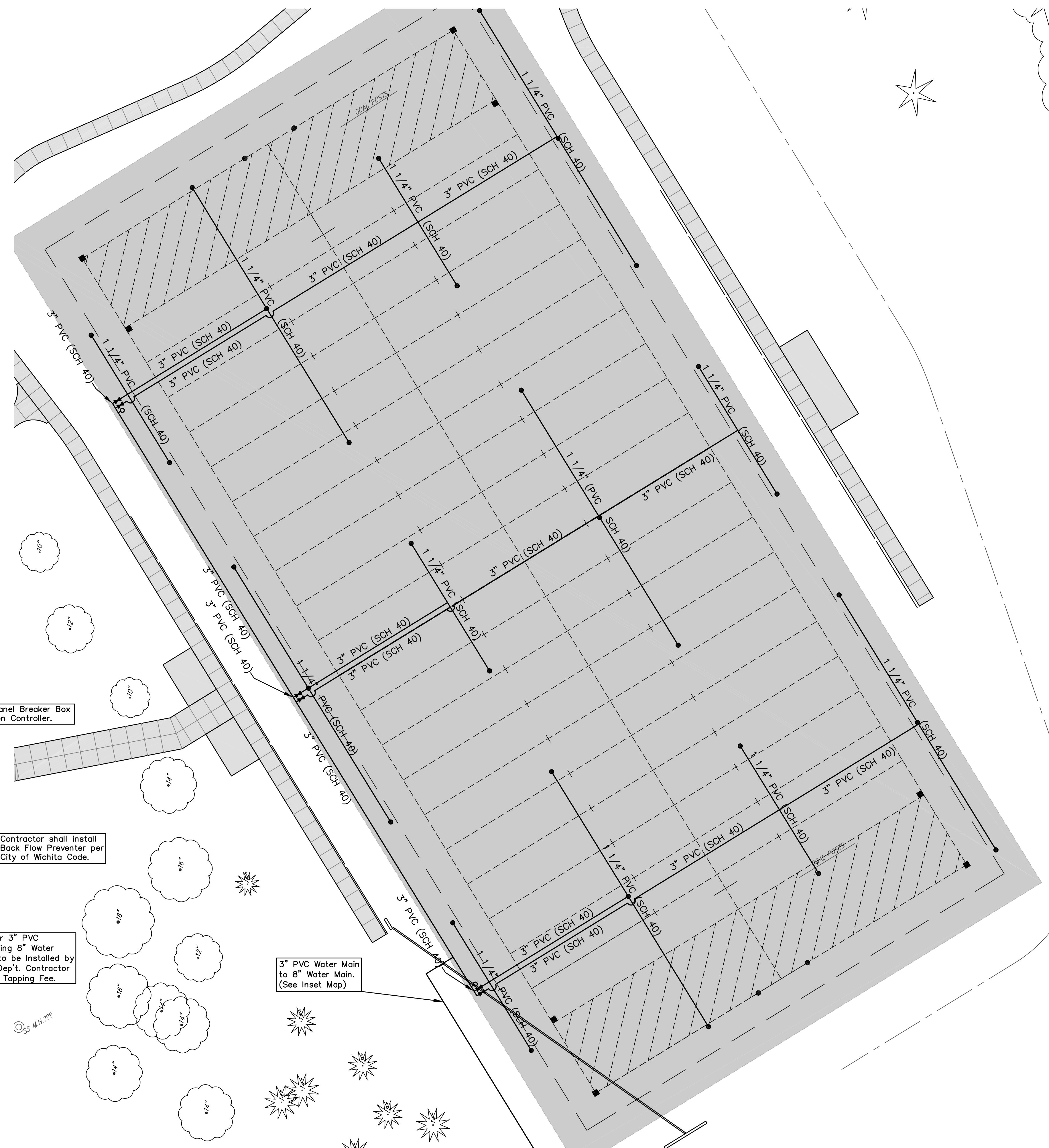
All Irrigation pipe is Sch. 40 PVC.

Materials to be Used:
 *Hunter I-25 Rotors
 *Rainbird PGA Electric Valves
 *Rainbird ESP 12-MC Controller

CTL PT#1
 N 19743.574
 E 19698.116
 CTL PT#2
 N 19333.862
 E 20362.772

- ▨ -Proposed Playing Field Turf Area
- ▨ -Proposed Concrete Pavement (Driveway, Sidewalk and Curb & Gutter)

UTILITIES SHOWN REPRESENT THE BEST INFORMATION AVAILABLE FOR DESIGN. ADDITIONAL UTILITIES MAY BE PRESENT ON THIS PROJECT. THE CONTRACTOR SHALL BE RESPONSIBLE FOR DETERMINING THE EXACT LOCATION, DEPTH AND SIZE OF ALL UNDERGROUND UTILITIES PRIOR TO CONSTRUCTION. THE CONTRACTOR SHALL BE LIABLE FOR ANY DAMAGE CAUSED BY THE FAILURE TO DO SO.



Water Main Connection Inset Map
 SCALE: 1"=40'

Contractor shall install Back Flow Preventer per City of Wichita Code.

Point of Connection for 3" PVC Irrigation Main to Existing 8" Water Main. 2" Water Meter to be Installed by City of Wichita Water Dept. Contractor responsible for \$2,500 Tapping Fee.

3" PVC Water Main to 8" Water Main. (See Inset Map)

PLANEVIEW PARK SOUTH FOOTBALL FIELD IRRIGATION LAYOUT PLAN		
WICHITA, KANSAS		
CED PROJ. NO.: 20051351		
CERTIFIED ENGINEERING DESIGN, P.A.		
810 WEST DOUGLAS, SUITE C WICHITA, KANSAS 67203 PH.(316)262-8808 FAX.(316)262-1669		
DESIGNED: HDF	SCALE: 1"=20'	SHEET
DRAWN: CKW	DATE: 6/06	13
CHECKED: HDF	CED FILE: Planeview-Suppl	TOTAL 26