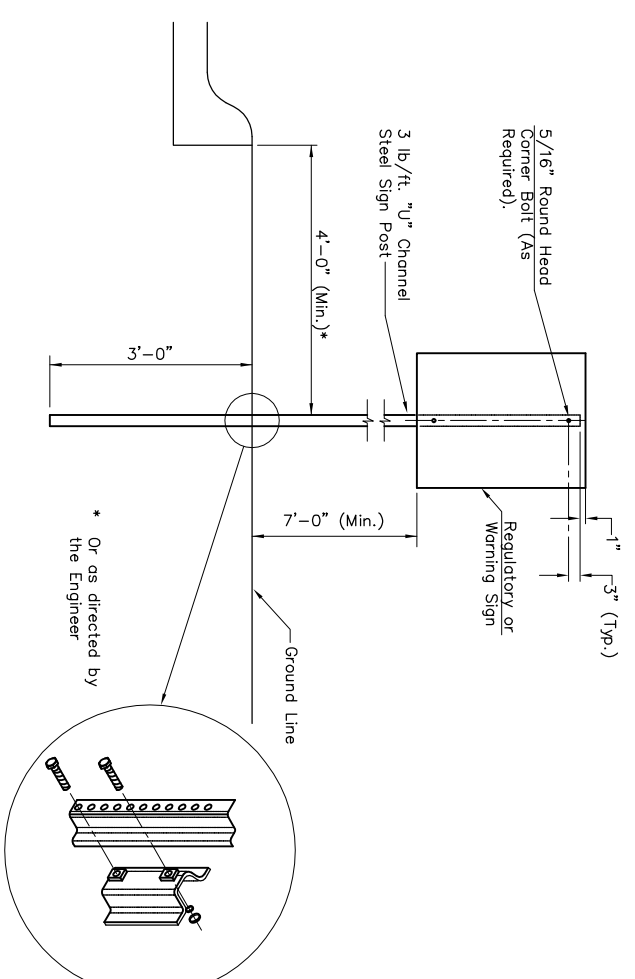
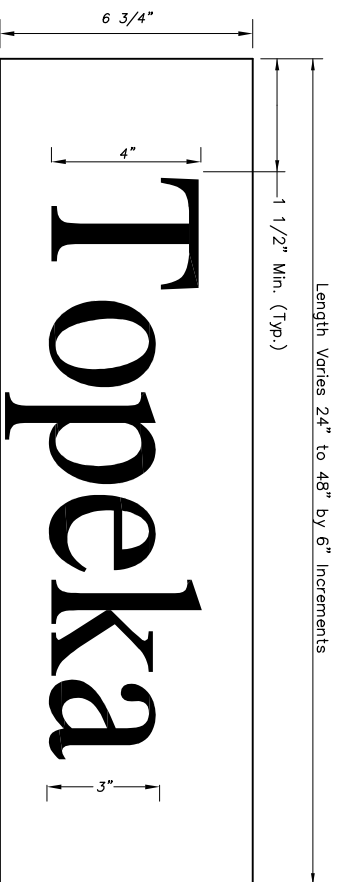


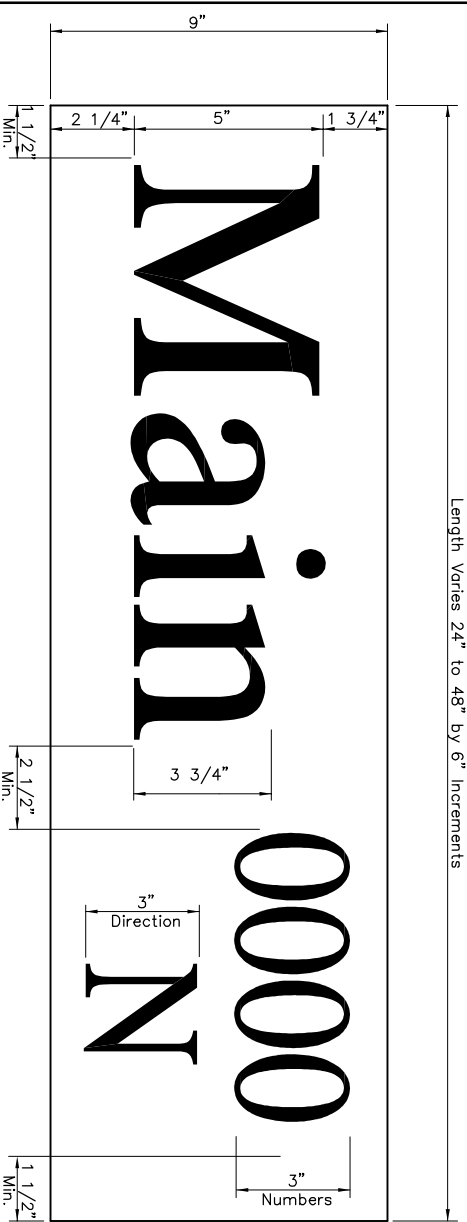
# STREET NAME SIGN DETAILS



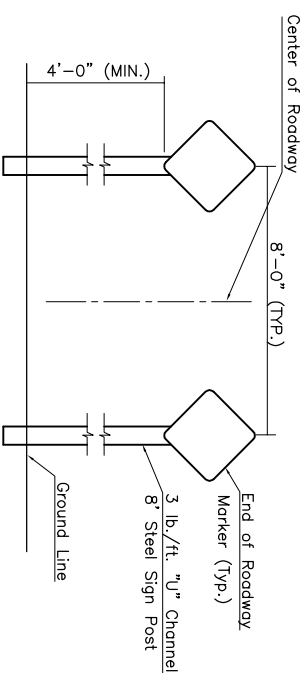
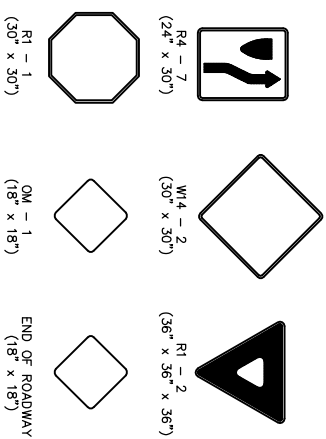
**TYPICAL TRAFFIC CONTROL SIGN MOUNTING INSTALLATION**  
CURB AND GUTTER SECTION



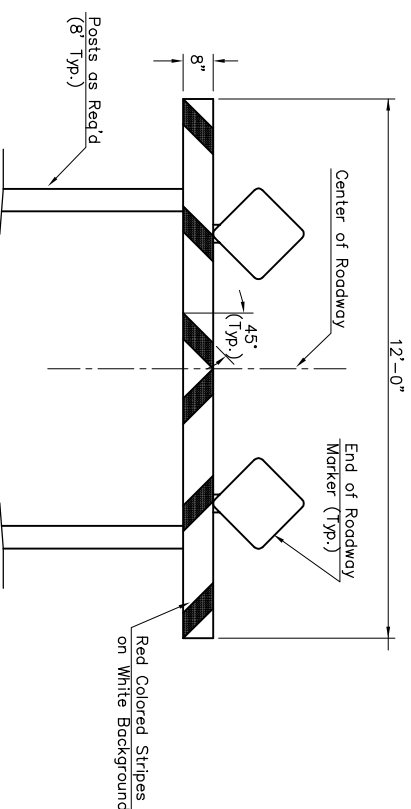
DETAIL A  
6 3/4" STANDARD



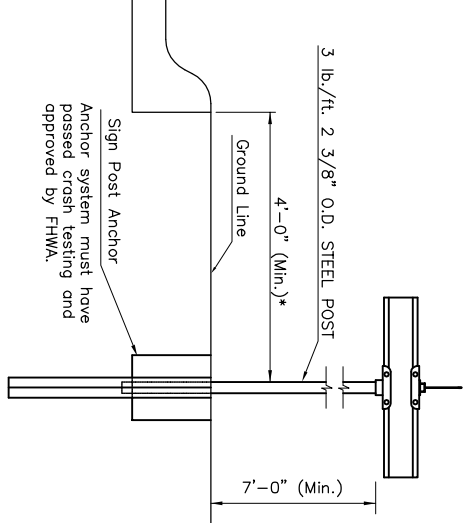
DETAIL B  
9" METRO



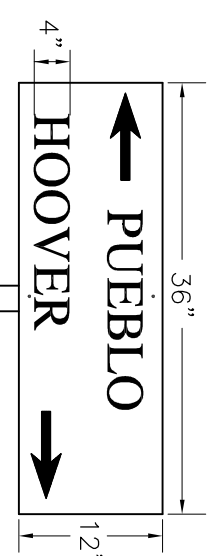
**TYPICAL END OF ROADWAY SIGN MOUNTING INSTALLATION**



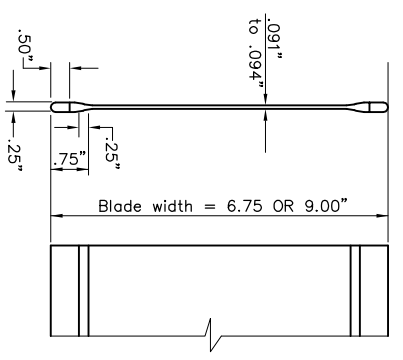
**TYPE I BARRICADE DETAIL W/ EOR MARKER**



**TYPICAL STREET NAME SIGN MOUNTING INSTALLATION**  
CURB AND GUTTER SECTION



**FLAT PLATE STREET NAME SIGN**



**STREET NAME SIGN BLADE DETAILS**

STATION	OFFSET	SIGN	QUANTITY*
MAJESTIC			
3+40	22' RT	STREET NAME	1
11+16.67	61.3' RT	STREET NAME	1
11+94.17	23.5' RT	R4-7/0M-1	1
11+94.17	48.3' RT	R4-7/0M-1	1
11+98.26	22' RT	STREET NAME	1
MAJESTIC/			
PRairie Dunes	22' RT	STREET NAME	1
14+40.50			
17+22.59	80' RT	STREET NAME	1
17+25.40	61' RT	R1-1 STOP	1
17+86.07	55' RT	R4-7/0M-1	1
17+86.07	71.5' RT	R4-7/0M-1	1
18+31.51	22' RT	STREET NAME	1
22+49.43	69' RT	STREET NAME	1
22+52.42	69.3' RT	R1-1 STOP	1
22+99.11	22' RT	STREET NAME	1
BROOKHAVEN			
0+22	22' RT	STREET NAME	1
2+21.10	26' LT	STREET NAME	1
BELLE TERRE CR			
0+47	22' RT	STREET NAME	1
0+50	39' LT	R1-1 STOP	1
0+61	8.5' LT	R4-7/0M-1	1
0+87	8.5' LT	R4-7/0M-1	1
TOTAL			20

\* FOR INFORMATION ONLY

STREET NAME	NO. BLADES REQD	9" METRO	12" FLAT
MAJESTIC	2		
MAJESTIC/PRAIRIE DUNES			1
PRAIRIE DUNES	4		
BROOKHAVEN	2		
BELLE TERRE CIRCLE			1
SHARON	2		
159th STREET			2
CENTRAL AVENUE			1

NOTE: REFERENCES BELOW TO "STANDARD SPECIFICATIONS" DENOTE "STANDARD SPECIFICATION FOR STATE ROAD AND BRIDGE CONSTRUCTION EDITION 1990" BY THE KANSAS DEPARTMENT OF TRANSPORTATION.

- POST ANCHORS: POSTS SHALL BE ANCHORED WITH A YIELDING BASE POST SUPPORT AS DETAILED.
- POSTS FOR TRAFFIC CONTROL SIGNS: POSTS SHALL CONFORM TO THE REQUIREMENTS OF SUBSECTION 1620 OF THE STANDARD SPECIFICATIONS EXCEPT THAT ALL POSTS SHALL WEIGH 3 LBS./FOOT MINIMUM.
- POSTS FOR STREET NAME SIGNS (SNS): POSTS SHALL BE 9 FEET LONG, CONSTRUCTED FROM 2 3/8" O.D. GALVANIZED STEEL PIPE WEIGHING A MINIMUM OF 3 LBS./FOOT. POSTS SHALL BE POSITIONED SO THAT THE BOTTOM BLADE IS 7 FEET ABOVE GRADE.
- POSTS FOR END OF ROADWAY SIGN TO BE 8' LONG AND INSTALLED A MINIMUM OF 4' FROM ROADWAY TO BOTTOM OF SIGN.
- SIGN BLANKS FOR TRAFFIC CONTROL SIGNS: SIGN BLANKS SHALL BE FABRICATED FROM 0.090" ALUMINUM ALLOY 6063-T6 CONFORMING TO THE REQUIREMENTS OF SUBSECTION 1626 OF THE STANDARD SPECIFICATIONS.
- SIGN BLADES FOR STREET NAME SIGNS: EXTRUDED ALUMINUM BLADES SHALL BE ALUMINUM ALLOY CONFORMING TO 6063-T6 OR 5052-H38 (ASTM SPECIFICATION B221, LATEST ISSUE). BLADES SHALL HAVE AN ALUMINE OR PHOSPHATE ETCHED FINISH. BLADES SHALL HAVE SQUARE CORNERS AND NO HOLES. MINIMUM BLADE LENGTH SHALL BE 24". MAXIMUM BLADE LENGTH SHALL BE 48". LENGTH VARIES BY INCREMENTS OF 6". BLADES BEARING THE STREET NAMES SHALL BE FIRMLY ATTACHED TO THE MOUNTING BRACKETS USING ALLEN-TYPE SET SCREWS. THE BLADES SHALL BE ORIENTED PARALLEL TO THE STREET.
- MOUNTING BRACKETS FOR SIGNS: DIE-CAST ALUMINUM BRACKETS SHALL BE ALUMINUM ALLOY 360, HAVING A TENSILE STRENGTH OF 44,000 PSI. THE BRACKETS SHALL BE SMOOTHLY FINISHED FREE OF PITS, BURS, AND FLAWS. EACH BRACKET SHALL BE TAPPED AND DRILLED FOR 5/16" ZINC-PLATED ALLEN-TYPE SET SCREWS HAVING SELF-LOCKING SAW-TOOTH ENDS.
- FASTENERS: ALL STEEL FASTENERS FOR TRAFFIC CONTROL SIGNS SHALL BE GALVANIZED AND SHALL CONFORM TO THE REQUIREMENTS OF SUBSECTION 1614 OF THE STANDARD SPECIFICATIONS.
- REFLECTIVE SHEETING: REFLECTIVE SHEETING SHALL BE TYPE II - HIGH PERFORMANCE CLASS IMA IN ACCORDANCE WITH SUBSECTION 2201 OF THE STANDARD SPECIFICATIONS.
- PROCESS INK: ALL PROCESS INK SHALL CONFORM TO THE REQUIREMENTS OF SUBSECTION 2202 OF THE STANDARD SPECIFICATIONS.
- DETAILS: REGULATORY AND WARNING SIGNS SHALL CONFORM TO THE DETAILS IN "STANDARD HIGHWAY SIGNS" FHWA, 1979.
- DETAILS - SNS: THE REFLECTIVE SHEETING FOR THE 6 3/4" STANDARD SIZE SNS IS TO BE THE HIGHWAY GREEN BACKGROUND WITH SILVER-WHITE #2 COPY WITH 4" UPPER CASE AND LOWER CASE PRIMARY COPY AND SUFFIX COPY. BOTH SERIES "C". THE CARDINAL DIRECTION AND CENTERED DIRECTLY BELOW THE BLOCK NUMBER SHALL BE AN UPPER CASE, 4 SERIES "C" LETTER. FACES TO TRIM TO A 8 1/2" WIDTH. (SEE DETAIL B.)
- THE REFLECTIVE SHEETING FOR THE 9" METRO SIZE SNS IS TO BE THE HIGHWAY GREEN BACKGROUND WITH SILVERWHITE #2 COPY WITH 5" UPPER CASE AND LOWER CASE PRIMARY COPY AND SUFFIX COPY. BOTH SERIES "C". THE CARDINAL DIRECTION AND CENTERED DIRECTLY BELOW THE BLOCK NUMBER SHALL BE AN UPPER CASE, 4 SERIES "C" LETTER. FACES TO TRIM TO A 8 1/2" WIDTH. (SEE DETAIL B.)
- FOR CUL-DE-SAC STREETS, A 9" METRO SIZE BLADE SHALL BE USED WITH THE HOUSE NUMBERS DISPLAYED BENEATH THE STREET NAME. LETTERING TO BE THE SAME AS FOR THE 6 3/4" SIZE BLADE, EXCEPT THAT THE HOUSE NUMBER INFORMATION SHALL BE 4" SERIES "C".
- SHOP DRAWINGS OF LAYOUT FOR SNS SHALL BE SUBMITTED TO THE TRAFFIC ENGINEERING DIVISION OF THE CITY OF WICHITA FOR SUPPLEMENTED COMMENTS AND APPROVAL. FREE FROM RAGGED EDGES, CRACKS SCALES OR BLISTERS AND SHALL BE CLEAN-CUT. SIGNS SHALL BE PACKED IN SUCH MANNER AS TO PREVENT DAMAGE OR DEFACEMENT DURING SHIPMENT OR STORAGE.
- PERMANENT TRAFFIC CONTROL AND SNS: PERMANENT TRAFFIC CONTROL AND SNS SHALL BE MEASURED AND PAID FOR ON THE LUMP SUM PRICE BASIS. THE CONTRACTOR SHALL BE RESPONSIBLE FOR THE MEASUREMENT AND CONSIDERED FULL COMPENSATION FOR ALL EXCAVATION, BACKFILLING, POSTS, ANCHORS, FASTENERS, MATERIALS, LABOR, TOOLS AND INCIDENTALS NECESSARY TO COMPLETE THIS WORK.

RECORD DRAWING  
1/9/2008 MLT

SIGNING DETAILS

APPROVED BY: \_\_\_\_\_ DATE: JUNE 93  
DRAWN BY: TM REVISION: JUNE 97  
CITY OF WICHITA  
DEPARTMENT OF PUBLIC WORKS  
TRAFFIC ENGINEERING SECTION D-5

No.	Date	By	Approved	Revision
1	1/9/08	MLT	JPD	Moved Curb Inlet South to New Location

TERRADYNE WEST ADDITION  
STREET & STORM SEWER IMPROVEMENTS  
STREET SIGN DETAILS  
CITY OF WICHITA, KANSAS  
JAMES L. ARMOUR, P.E. - CITY ENGINEER  
Private Project # 179PPP OCA# 607879

POE & ASSOCIATES, INC.  
CONSULTING ENGINEERS  
5940 E. Central, Suite 200 ■ Wichita, KS 67208-4242  
Phone 316/685-4114 ■ FAX 316/685-4444



DESIGNED BY: J. Ubert / J. Dickman  
DRAWN BY: M. Tucker  
POE JOB NO.: 1809  
DATE: April 2007

FINAL