



FHWA REGION NO.	STATE	PROJECT NO.	YEAR	SHEET NO.	TOTAL SHEETS
7	KANSAS		1978	76	143

PROJ. NO. (BC)96-87 K-044-1(28) P.T.S. I & II




SHIELD	SHIELD	SHIELD	SHIELD
12-0	60-0	12-0	48-0
12-0	48-0	12-0	48-0
12-0	60-0	12-0	60-0
108-3	6-0	12-0	17-4
		8-6	12-2
		8-7	102-2



B	R	O	A	D	W	A	Y	
18-4	18-4	10-1	14-0	15-0	14-6	13-0	14-5	12-7
33-3	24-0	18-0	17-4	8-6	12-2	8-7	33-2	



B	R	O	A	D	W	A	Y	
18-4	18-4	10-1	14-0	15-0	14-6	13-0	14-5	12-7
33-3	24-0	18-0	17-4	8-6	12-2	8-7	33-2	



B	R	O	A	D	W	A	Y	
18-4	18-4	10-1	14-0	15-0	14-6	13-0	14-5	12-7
64-0	28-0	64-0						

See sheet 80 for Detailed Specification

KANSAS DEPARTMENT OF TRANSPORTATION
 DESIGN DETAILS FOR
 REMOVABLE LEGEND SIGNS

DESIGNED *OG* DETAILS *OG* QUANTITIES *OG* TRACED *OG*

SCALE VARIABLE APP'D *John F. App*

SHEET NO. 76 OF 143	SCALE VARIABLE	APP'D	<i>John F. App</i>
DESIGNED <i>OG</i>	DETAILS <i>OG</i>	QUANTITIES	TRACED <i>OG</i>
DESIGN CK.	DETAIL CK.	QUAN. CK.	TRACE CK.