FHWA REGION NO	STATE	PROJECT NUMBER	FISCAL YEARS	SHEET NO	TOTAL SHEETS
7	KANSAS	(BC)96-87-K044-1(28)	1918	118	143

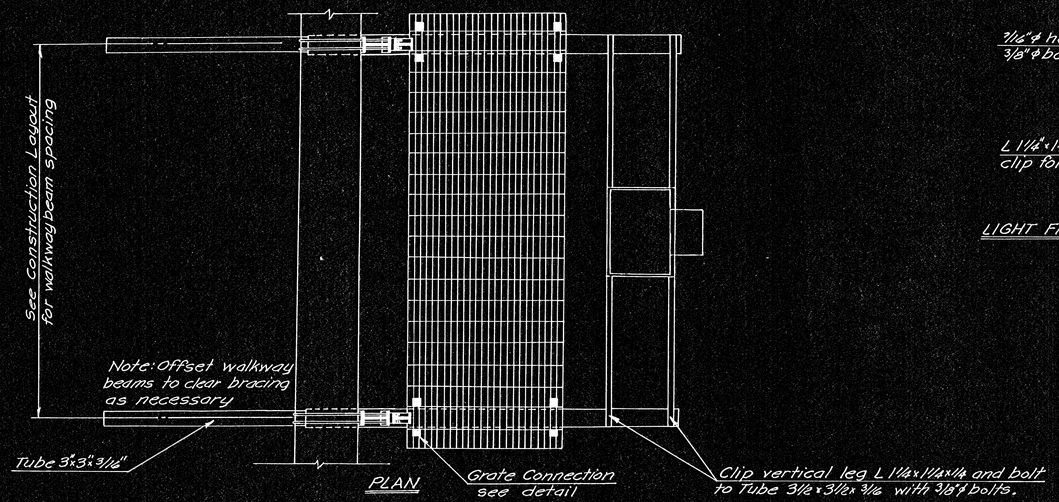

PLAN

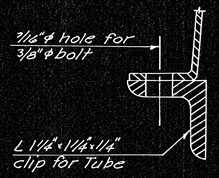

LIGHT FIXTURE MOUNTING ANGLE

GENERAL NOTES

STEEL GRATE: Grate shall conform to ASTM-A36 and shall be pressure locked or welded design. It shall have 1¼"x⅛" bearing bars @ 1¾" ctrs. and ½"x⅛" cross bars @ 4" ctrs.
STEEL TUBE: Tubes shall conform to ASTM-A501.
STRUCTURAL STEEL: All shape and plates shall conform to ASTM-A36.
BOLTS: All miscellaneous fasteners shall conform to Kansas Highway Comm. Standard Specifications and shall be coated.
GALVANIZING: All material shall be Hot-Dipped galvanized according to ASTM-A123 after fabrication. Any damage to the coating shall be repaired after erection.
WELDING: All welding shall conform to Kansas Highway Comm. Standard Specifications and the latest edition of A.W.S. Specifications.

OPTIONS: Contractor may use either walkway option #1 or #2.

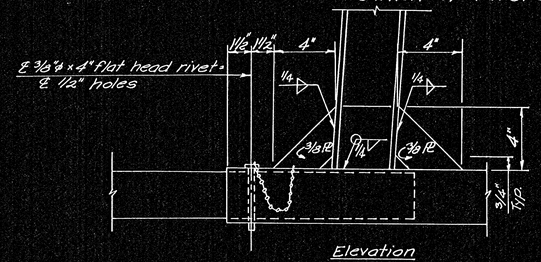

Elevation

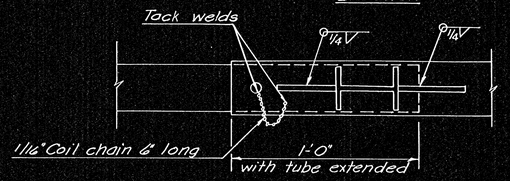

Plan

CONNECTION DETAILS

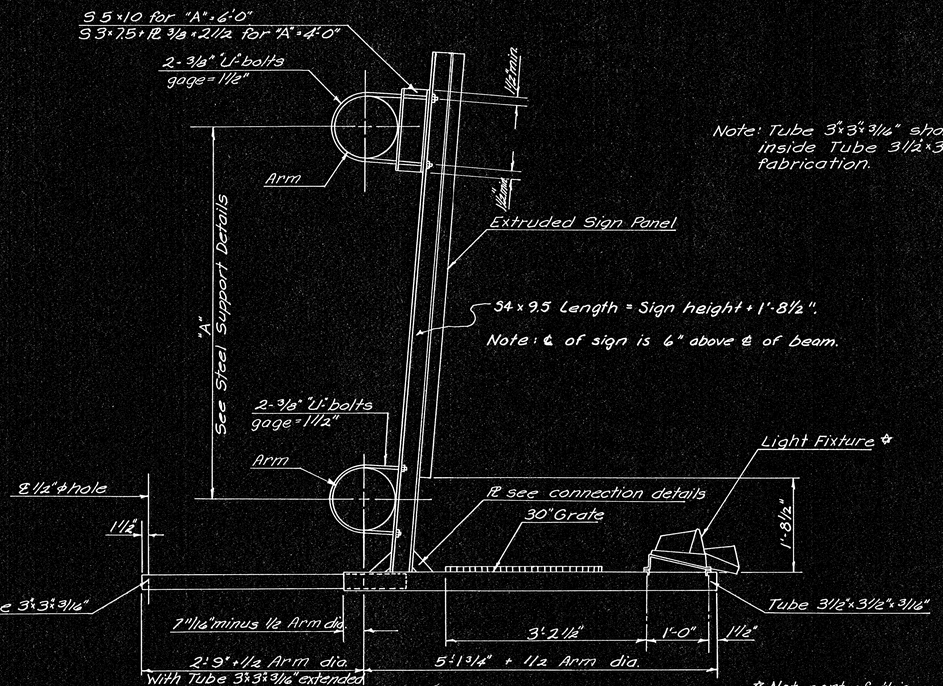

Note: Tube 3"x3"x3/16" shall slide freely inside Tube 3½"x3½"x3/16" after fabrication.

ELEVATION

✡ Not part of this contract

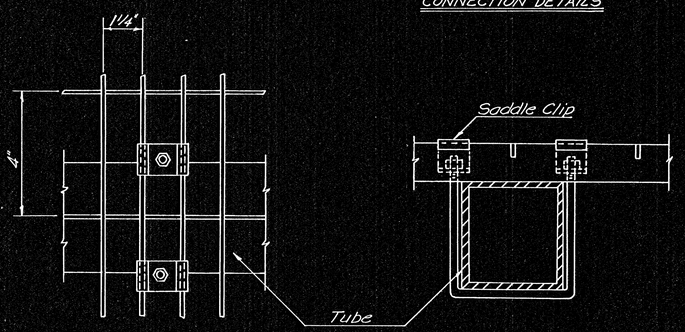

GRATE CONNECTIONS DETAILS

NO.	DATE	REVISIONS	BY	APP'D
3				
2				
1				

KANSAS DEPARTMENT OF TRANSPORTATION

STANDARD STRUCTURAL SIGN SUPPORT CANTILEVER TYPE OVERHEAD STEEL SIGN MOUNTING AND WALKWAY DETAILS OPT. NO. 1

6-77

SHEET NO. 118 OF 143	SCALE Varies	APP'D			
DESIGNED RPM	DETAILED BPM	QUANTITIES		TRACED LBA	
DESIGN CK. NLW	DETAIL CK. NLW	QUAN. CK.		TRACE CK. BPM	