| FHWA REGION NO. | STATE | PROJECT NUMBER | FISCAL YEAR | SHEET NO. | TOTAL SHEETS |
|---|---|---|---|---|---|
| 7 | KANSAS | (BC)96-87-K044-1(28) | 19 8 | 122 | 143 |




PLAN

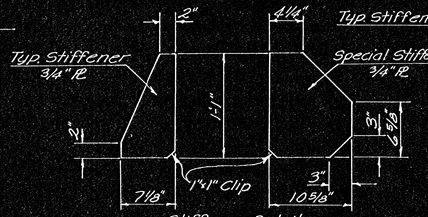


Stiffener Details

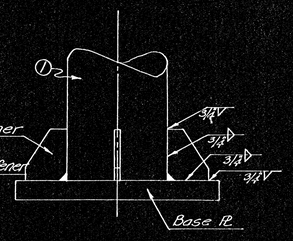


Elevation




Plan

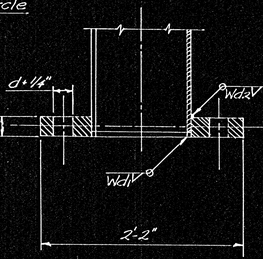


Section

END SUPPORT BASE DETAILS

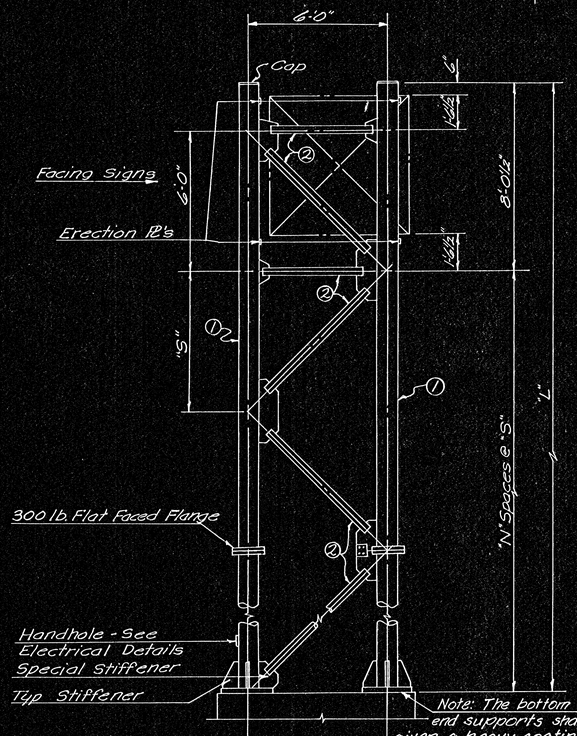


ELEVATION

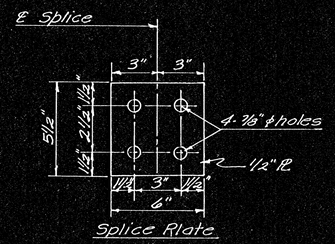


Splice Plate

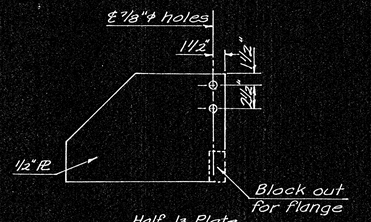





Section

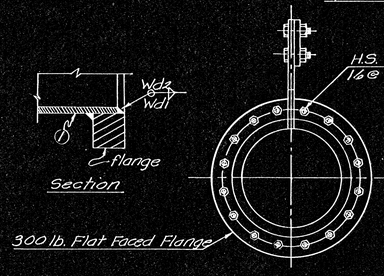


End View

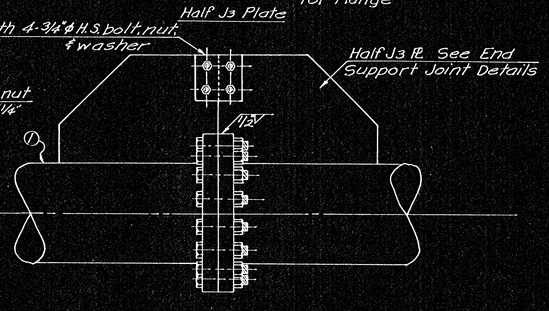


Side View

END SUPPORT SPLICE DETAILS
(Optional)

Note: ② diagonal will always start from top of End Support as shown.

Note: The bottom of the end supports shall be given a heavy coating of an approved insulating material to provide complete insulation between the aluminum and concrete.

Note: All overhead sign structures shall be grounded by means of a #6 A.W.G. copperweld ground wire, connected to a 3/4" x 10'-0" ground rod, unless otherwise noted.

Note: Member ① is 10.750" O.D. pipe
Member ② is 4.500" O.D. pipe
See Construction Layout for wall thickness; "N", "S" and "L".

| Member ① wall thickness | Fillet weld size Wd. | Anchor Bolt "d" | Base PL "t" |
|---|---|---|---|
| 0.165" | 1/4" | 1 1/4" | 1 1/4" |
| 0.307" | 3/8" | 1 1/2" | 1 3/4" |
| 0.365" | 7/16" | 1 3/4" | 1 3/4" |
| 0.500" | 9/16" | 2" | 2" |
| 0.593" | 5/8" | 2 1/4" | 2 1/4" |
| 0.718" | 3/4" | 2 1/4" | 2 1/2" |

Note: Wdt depth to be equal to pipe thickness, build out to obtain full throat.

## GENERAL NOTES

DESIGN: A.A.S.H.T.O. Standard Specifications for Structural Supports for Highway Signs, Luminaires and Traffic Signals, 1975 Edition and subsequent revisions.

PIPE: Aluminum pipe for members ① & ② shall conform to ASTM B241 or B429 Alloy 6061-T6.

FLANGES: Slip-on Aluminum Welding Flanges, 300 lb. ASA, ASTM B247, Alloy 6061-T6, Flat Faced.

PLATE: All aluminum plate shall conform to ASTM B209, Alloy 6061-T6, T62, T651.

CAP: Caps shall be Gustin-Bacon No. 70, or other approved Flat cap. Caps shall be Hot-Dipped galvanized according to ASTM-A123, and shall be installed with set screws. Flat Aluminum caps may be used.

BOLTS: All High Strength bolts, nuts, and washers shall conform to ASTM-A325 and shall be galvanized to meet the requirements of ASTM-A153, Class C.

WELDING & FABRICATION: All welding and fabrication shall conform to A.A.S.H.T.O. Standard Specifications for Structural Supports for Highway Signs, Luminaires and Traffic Signals, 1975 Edition and subsequent revisions. Only electrode filler metal 5556 shall be used. Before any fabrication is begun under the Contract, the contractor or fabricator shall submit to the Engineer for approval, prints of complete shop drawings. These prints shall be submitted in triplicate for checking and seven shall be submitted for final approval and distribution unless more copies are requested. The Contractor shall be responsible for the correctness of his drawings, and shop fits and field connections, although the drawings may have been approved by the Engineer.

| NO. | DATE | REVISIONS | BY | APP'D |
|---|---|---|---|---|
| 3 | | | | |
| 2 | | | | |
| 1 | | | | |

DEPARTMENT OF TRANSPORTATION - KANSAS

STANDARD STRUCTURAL SIGN SUPPORTS
SPAN TYPE OVERHEAD
ALUMINUM END SUPPORT
FRAMING PLAN
AND SPLICE DETAILS

11-76

| | | | | | |
|---|---|---|---|---|---|
| SHEET NO. 122 of 143 | SCALE | APP'D | | | |
| DESIGNED BRM | DETAILED DDP | QUANTITIES | | TRACED RBA | |
| DESIGN CK. RDH | DETAIL CK. RDH | QUAN. CK. | | TRACE CK. BRM | |