

**CONSTRUCTION PLANS
FOR
PUBLIC IMPROVEMENTS PHASE 2
PACKAGE 3**



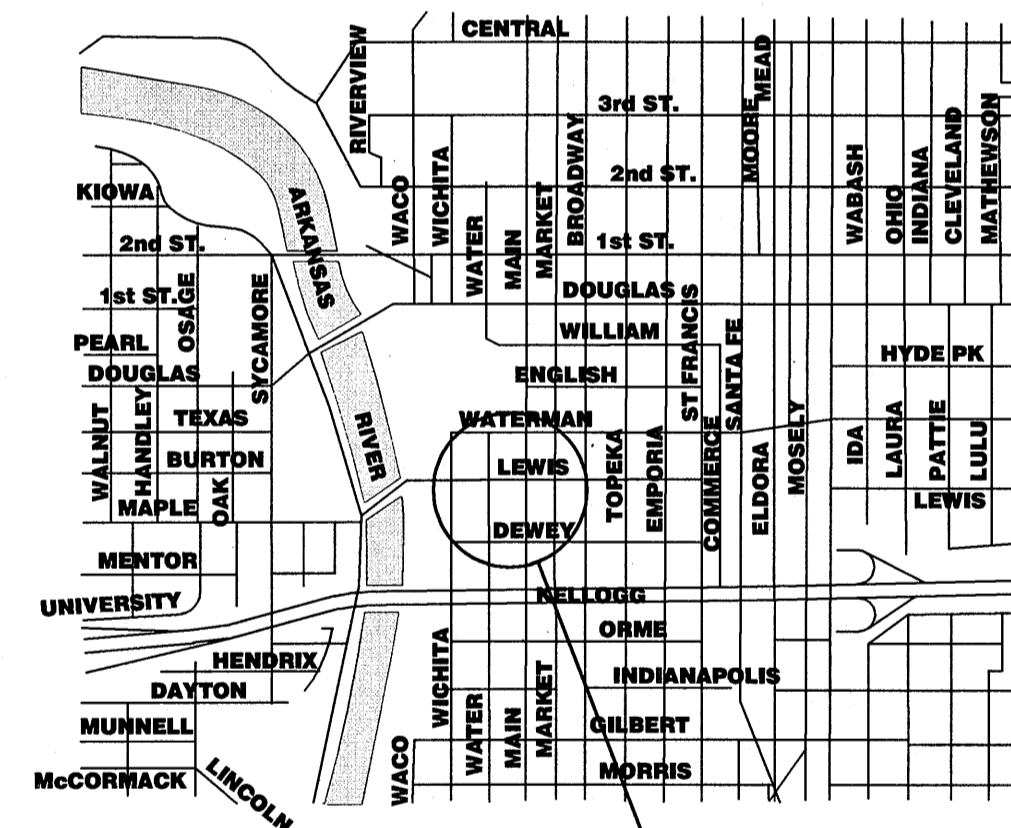
WATERWALK

OCA NO. 792424/635674


CITY OF WICHITA PROJECT NO. 472-84554/448-90351

CITY OF WICHITA, KANSAS

JAMES L. ARMOUR, P.E. - CITY ENGINEER



LOCATION MAP



INDEX OF SHEETS

- 1.0 Title Sheet
- 2.0 General Notes
- 3.0 Project Control

- Erosion Control Plans**
- EC1.1 Plan
- EC2.1 Standard Details
- EC2.2 Standard Details
- EC2.3 Standard Details
- EC2.4 Standard Details
- EC2.5 Standard Detail

- Paving Plans**
- P1.1 W.A.A.R. Building Drive
- P2.0 Standard Drive Entrances
- P2.1 Wheelchair Ramp Details
- P2.2 Concrete Pavement Details


- Water Plans**
- W1.1 Waterwalk Commons Water Line 19 Plan & Profile
- W1.2 Water Lines 20, 21, 22, 23 Plan & Profile
- W2.1 Standard Water Assembly Details
- W2.2 Various Water Details

- Storm Sewer Plans**
- ST1.1 Storm Sewer Lines 12 Plan & Profile
- ST2.1 Manhole Adjustment Details
- ST2.2 Reinforced Concrete Manhole
- ST2.3 Std. Type I Curb Inlet
- ST2.4 Std. Drop Inlet 2'x 2'
- ST2.5 Special Double Type II Curb Inlet
- ST2.6 Driveway Grated Inlet Double
- ST3.1 Drainage Areas

- Hyatt / Waterman Sidewalk**
- HW1.1 Demolition Plan
- HW2.1 Layout Plan
- HW2.2 Layout Plan
- HW2.3 Layout Plan
- HW3.1 Grading Plan
- HW3.2 Grading Plan
- HW3.3 Grading Plan
- HW4.1 Sidewalk Plan
- Main Street Curb Improvements**
- MS1.1 Layout Plan
- MS1.2 Layout Plan
- MS1.3 Layout Plan
- MS1.4 Intersection Plan
- MS1.5 Sidewalk Plan - Waterwalk Place
- MS2.1 Storm Sewer Plan & Profile - Lines 1, 2, & 3
- MS3.1 Traffic Signal Plan
- MS3.2 Signal Wiring Plan
- MS3.3 Std. Traffic Signal Pedestal & Concrete Base Detail
- MS3.4 Std. Service/Junction Box Controller Pad Construction/Installation Details
- MS3.5 Std. Steel Signal Pole Assembly Details

DECEMBER 2007

PLANS PREPARED BY



GossenLivingston

Architecture
420 South Emporia
Wichita, KS 67202



Johnson & Associates, Inc.
100 E. California Ave. - Third Floor
Oklahoma City, OK 73104