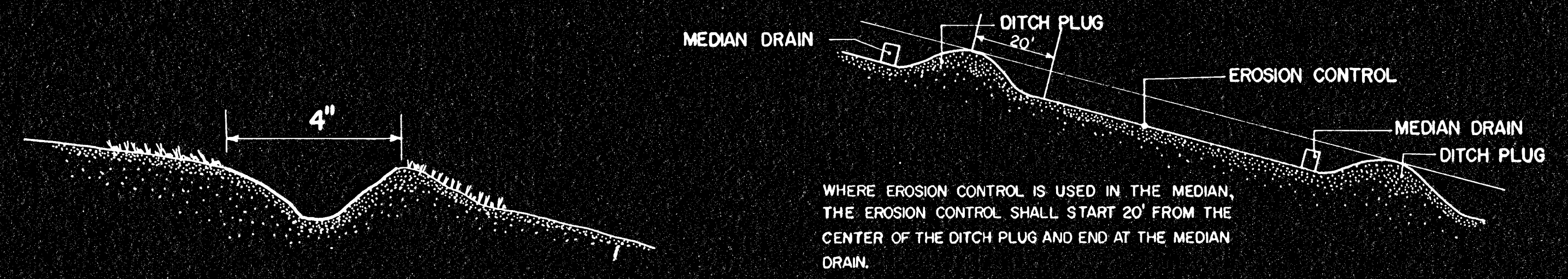


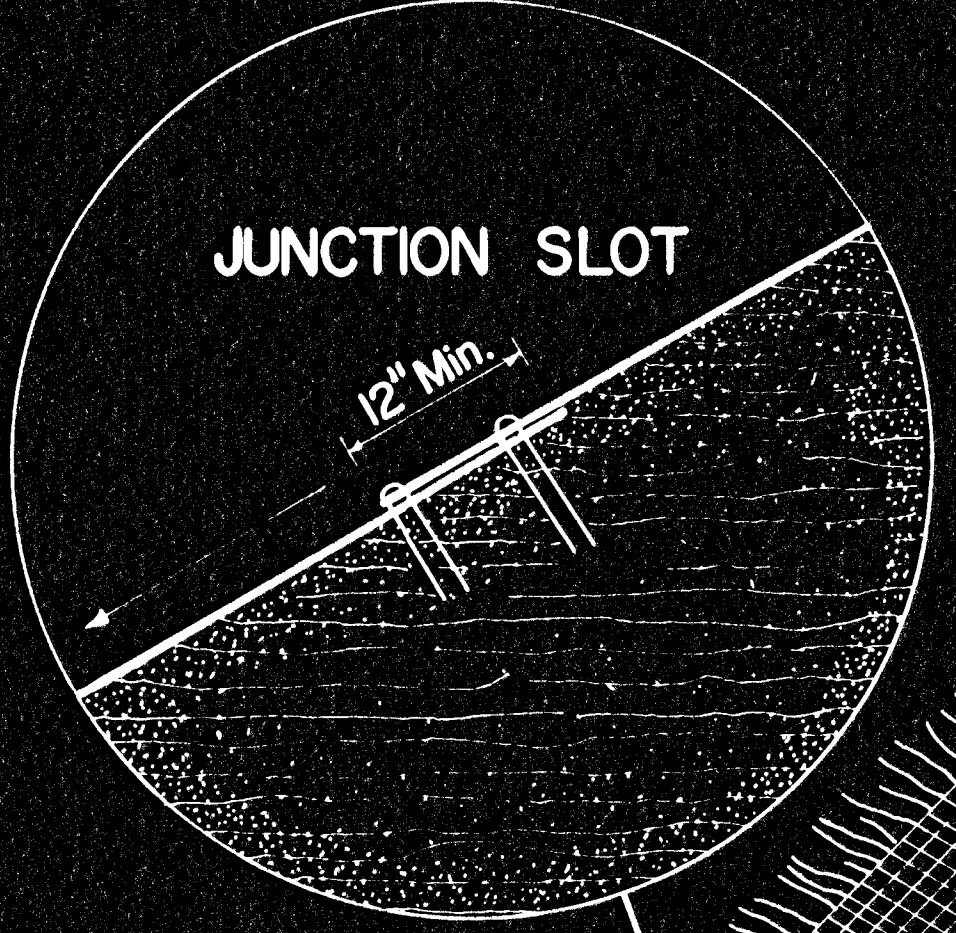
FHWA REG.	STATE	PROJECT NO.	YEAR	SHEET NO.	TOTAL SHEETS
7	KANSAS	96-87 044-1(13)	1976	246 A	557



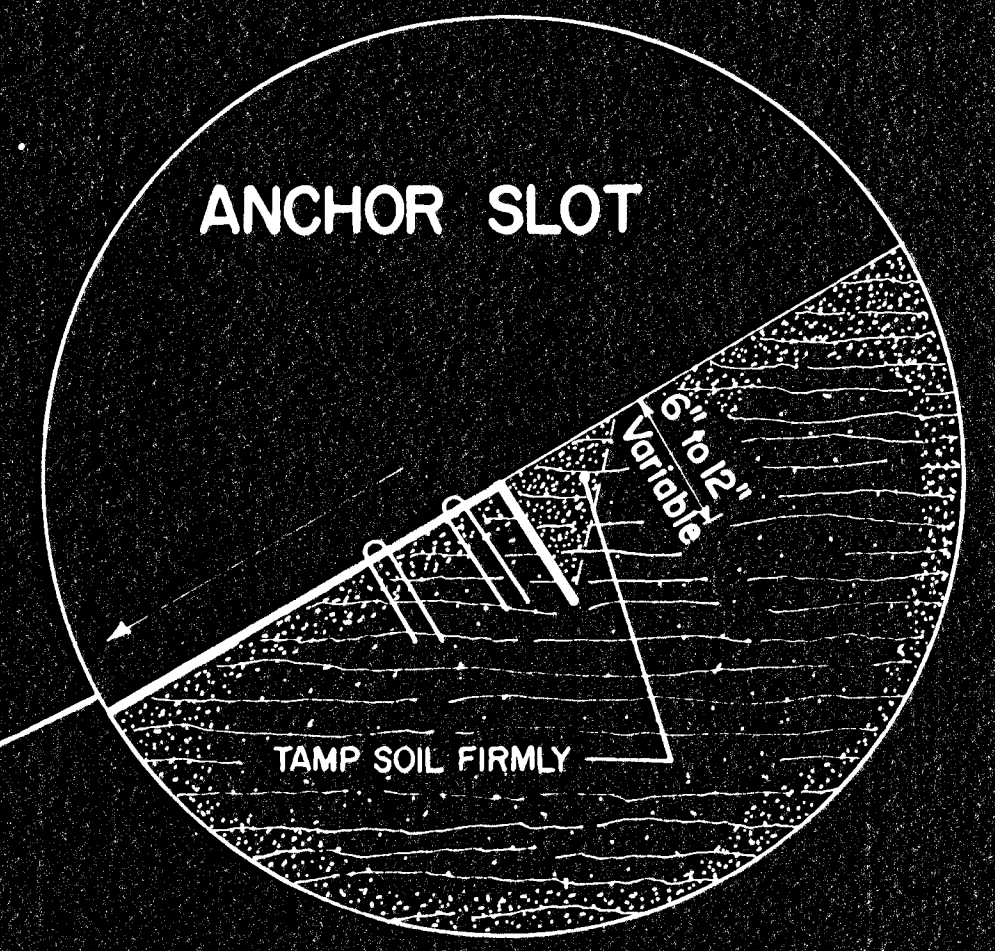
INTERCEPTING DITCH

WHERE EROSION CONTROL IS USED IN THE MEDIAN, THE EROSION CONTROL SHALL START 20' FROM THE CENTER OF THE DITCH PLUG AND END AT THE MEDIAN DRAIN.

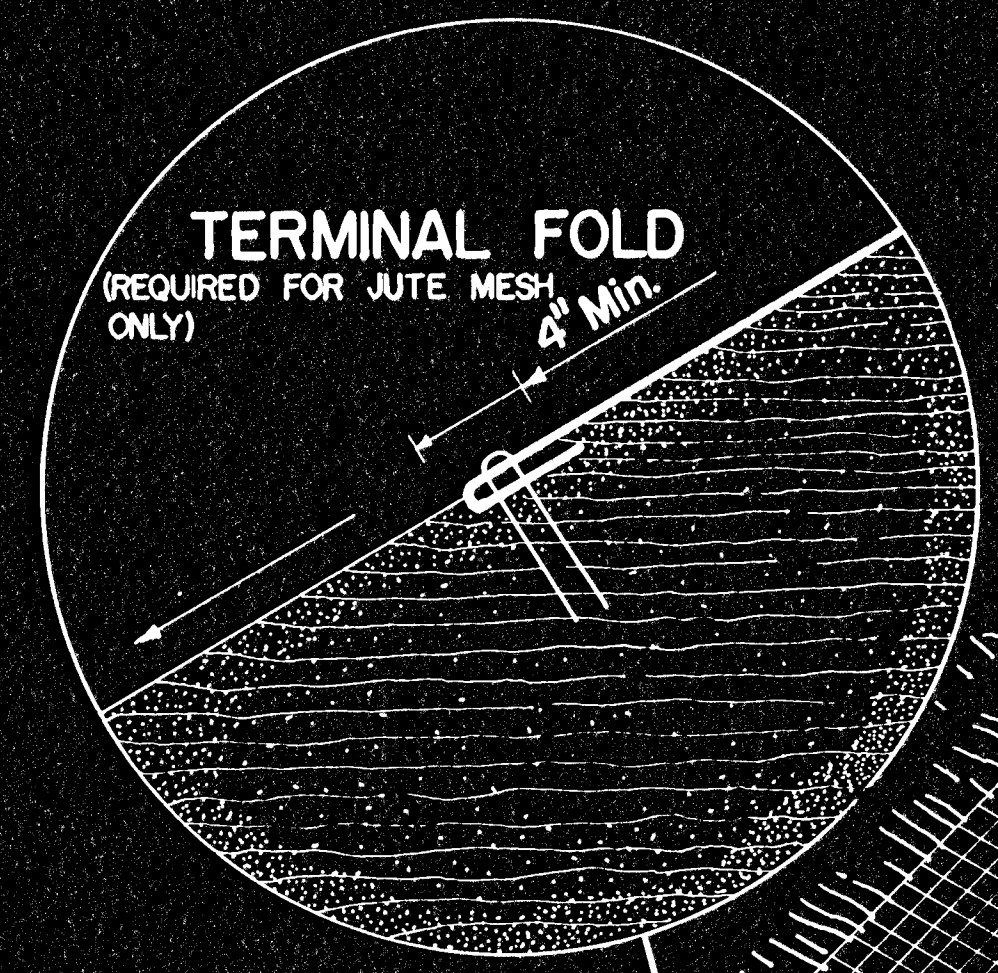
MEDIAN PROTECTION



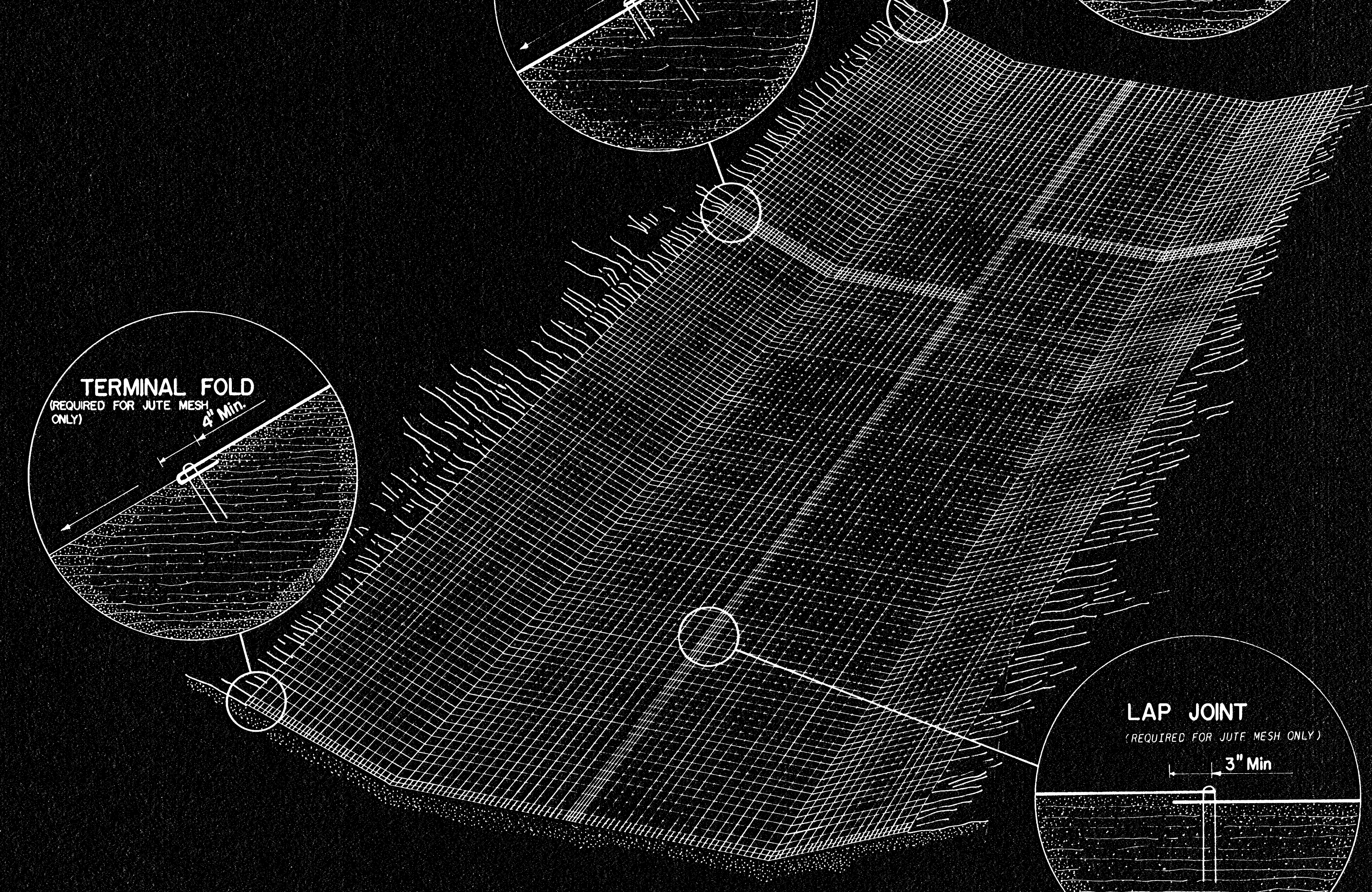
JUNCTION SLOT



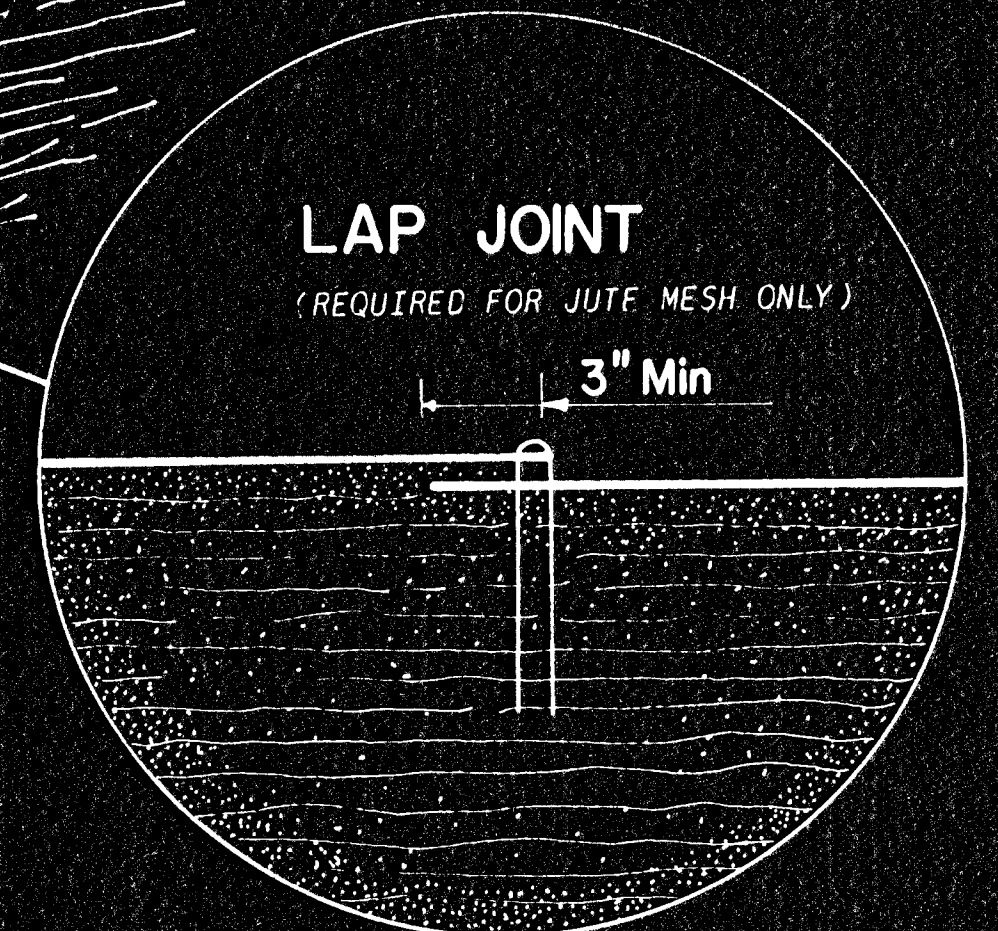
ANCHOR SLOT



TERMINAL FOLD
(REQUIRED FOR JUTE MESH ONLY)




PERSPECTIVE VIEW



LAP JOINT
(REQUIRED FOR JUTE MESH ONLY)

- * SOIL RETENTION BLANKET 3 or 4 STRIP
- * JUTE MESH 4 STRIP

WIRE STAPLES (ALTERNATELY PLACED IN ROWS APPROXIMATELY 2' APART)



PLAN VIEW-STAPLING DIAGRAM
TWO STRIPS SHOWN

APPROXIMATELY 175 STAPLES REQUIRED PER 4'x225' ROLL OF JUTE MESH. 125 STAPLES REQUIRED PER 4'x150' ROLL OF SOIL RETENTION BLANKET. STAGGER JUNCTION SLOTS.

IN ORDER FOR JUTE MESH TO BE IN CONTACT WITH THE SOIL, THE JUTE SHALL BE LAID LOOSELY AND STRETCHING SHALL BE AVOIDED.

DETAILS IN THE PERSPECTIVE VIEW SHALL APPLY WHEN EROSION CONTROL IS USED FOR THE INTERCEPTING DITCH AND SLOPE PROTECTION.

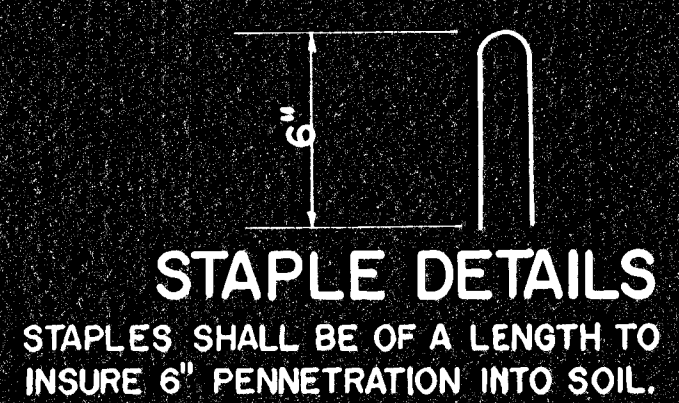
THE TOTAL BID QUANTITIES FOR EROSION CONTROL SHOWN ON THE PLANS DOES NOT INCLUDE MATERIAL REQUIRED FOR "JUNCTION SLOTS, ANCHOR SLOTS, AND LAP JOINTS. THE CONTRACTOR SHALL ESTIMATE THE ADDITIONAL QUANTITY OF EROSION CONTROL NEEDED FOR THESE ITEMS. THIS ADDITIONAL MATERIAL IS NOT MEASURED OR PAID FOR DIRECTLY, BUT IS SUBSIDIARY TO FURNISHING AND PLACING EROSION CONTROL.

APPROXIMATELY 11'6" (3 STRIPS, JUTE MESH)
APPROXIMATELY 15'3" (4 STRIPS, JUTE MESH)

APPROXIMATELY 12' (3 STRIPS, SOIL RETENTION BLANKET)
APPROXIMATELY 16' (4 STRIPS, SOIL RETENTION BLANKET)

(PAY WIDTH)

TYPICAL DITCH CROSS SECTION



STAPLE DETAILS

STAPLES SHALL BE OF A LENGTH TO INSURE 6" PENNETRATION INTO SOIL.

NO.	DATE	REVISIONS	BY	APP'D
1	8-10-71	DELETED LAP JOINT FOR SOIL RETENTION BLANKET	L.F.P.	L.M.C.

KANSAS DEPARTMENT OF TRANSPORTATION
INSTALLATION DETAIL
EROSION CONTROL
STD. NO. 855.1

SHEET NO.	OF	SCALE	None	APP'D
DESIGNED	LMC	DETAILED	LMC	QUANTITIES
DESIGN CK.	LFP	DETAIL CK.	LFP	QUAN. CK.
				TRACED
				PK
				TRACED
				CK
				LFP