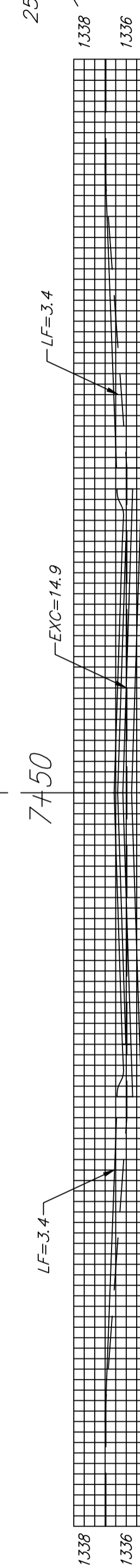


7+75.73

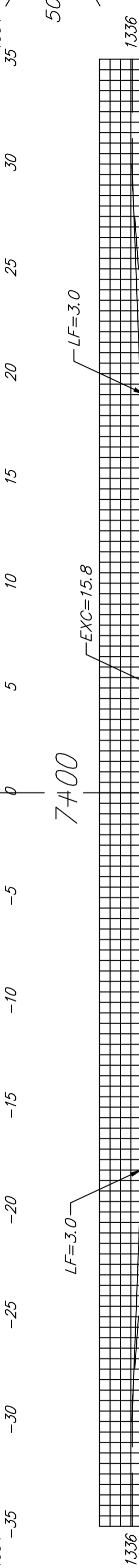


EXC = 14.5
LF = 6.2
CF = 0.0

7+50

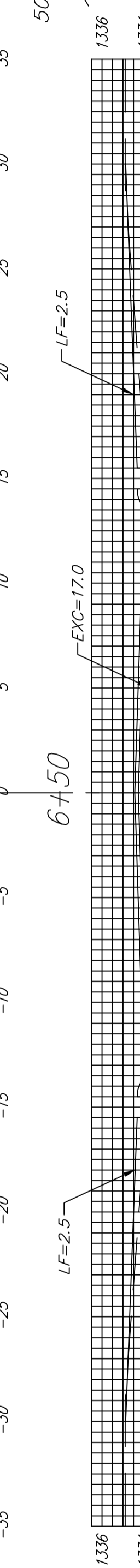


7+00



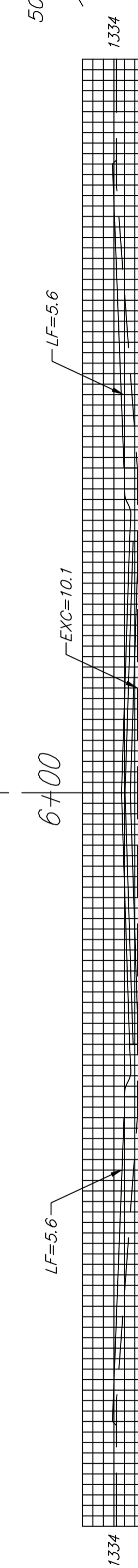
EXC = 28.4
LF = 11.9
CF = 0.0

6+50



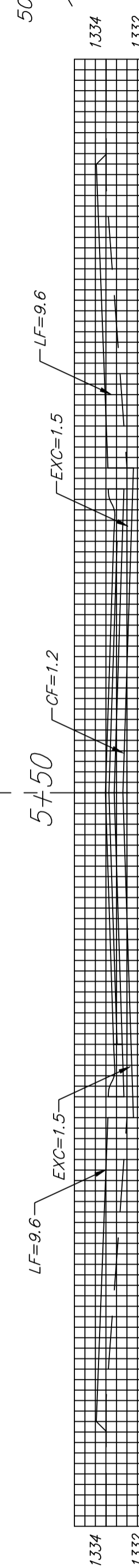
EXC = 30.4
LF = 10.2
CF = 0.0

6+00



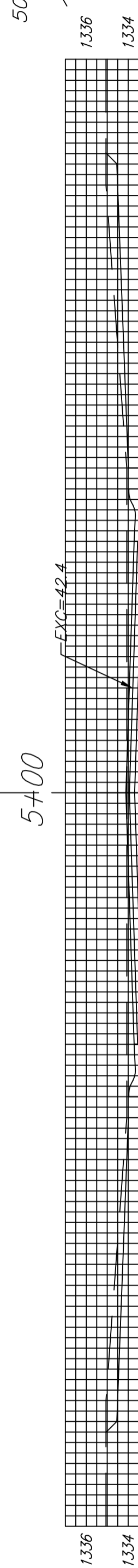
EXC = 25.1
LF = 15.0
CF = 0.0

5+50



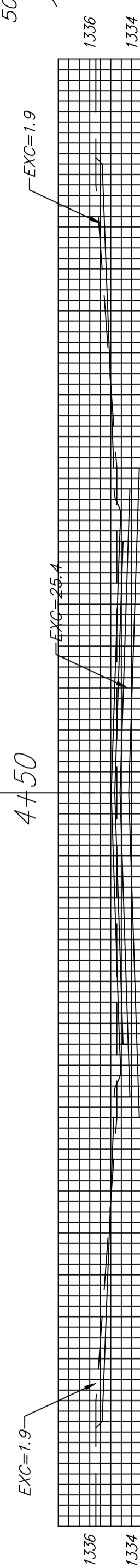
EXC = 12.1
LF = 28.1
CF = 1.1

5+00




EXC = 42.0
LF = 17.8
CF = 1.1

4+50




EXC = 66.3
LF = 0.0
CF = 0.0

4+00



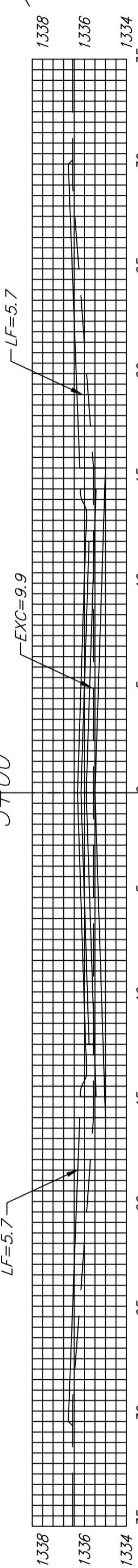
EXC = 37.8
LF = 9.1
CF = 0.0

3+50



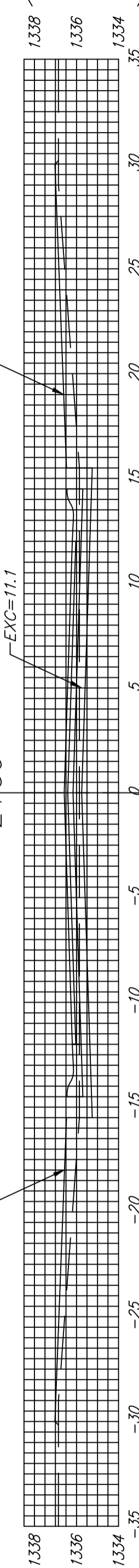
EXC = 19.4
LF = 20.6
CF = 0.0

3+00



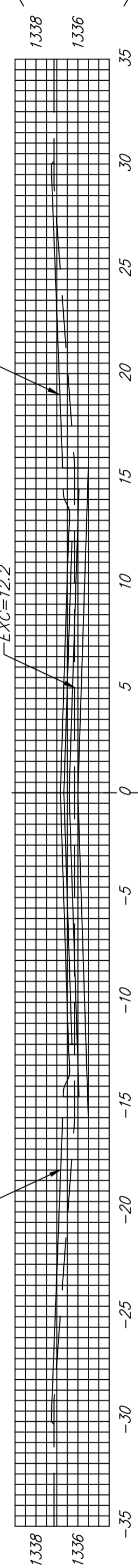
EXC = 17.9
LF = 22.0
CF = 0.0

2+50



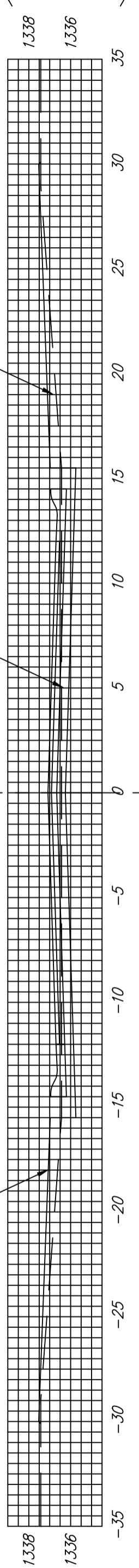
EXC = 18.5
LF = 20.2
CF = 0.0

2+00



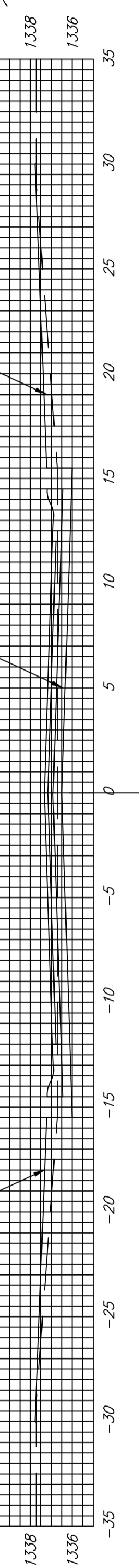
EXC = 21.6
LF = 18.1
CF = 0.0

1+50



EXC = 23.6
LF = 16.1
CF = 0.0

1+00



EXC = 25.7
LF = 14.3
CF = 0.0

Sheet Totals
Excavation = 383.3 C.Y.
Loose Fill = 209.6 C.Y.
Compacted Fill = 2.2 C.Y.



KOLLMAYER CT. (LOTS 63-82, BLOCK A)