

# CRUSHED ROCK BASE

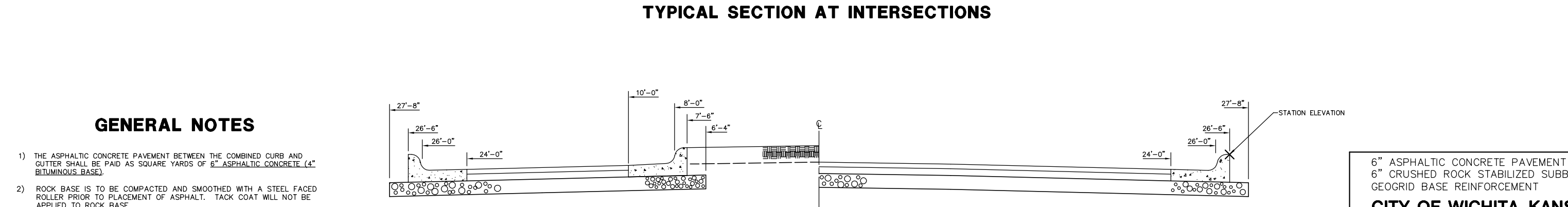
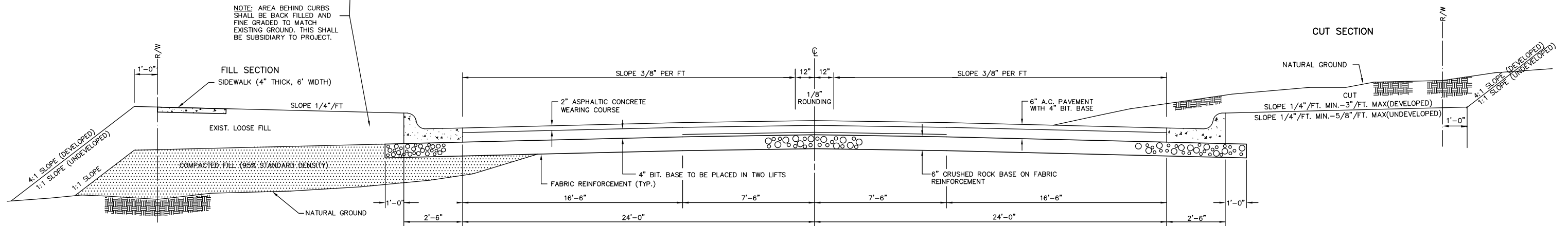
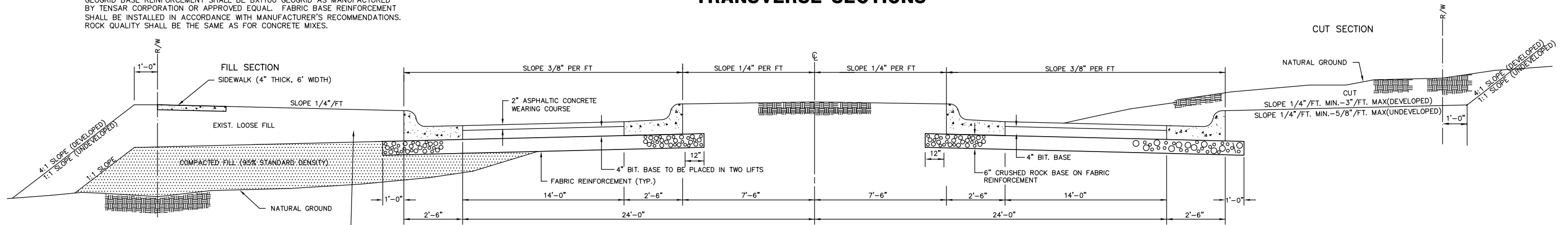
PERCENT OF AGGREGATE RETAINED

2-1/2"	0
3/4"	20-60
#4	50-80
#40	80-94
#200	90-98

ROCK QUALITY SHALL CONFORM TO THE REQUIREMENTS SPECIFIED BY THE KDOT 1990 EDITION STANDARD SPECIFICATION SUBSECTION 1102 FOR DURABILITY CLASS 1.

GEOGRID BASE REINFORCEMENT SHALL BE BX1100 GEOGRID AS MANUFACTURED BY TENSAR CORPORATION OR APPROVED EQUAL. FABRIC BASE REINFORCEMENT SHALL BE INSTALLED IN ACCORDANCE WITH MANUFACTURER'S RECOMMENDATIONS. ROCK QUALITY SHALL BE THE SAME AS FOR CONCRETE MIXES.

## TYPICAL 53' PAVEMENT DETAILS TRANSVERSE SECTIONS



### GENERAL NOTES

- 1) THE ASPHALTIC CONCRETE PAVEMENT BETWEEN THE COMBINED CURB AND GUTTER SHALL BE PAID AS SQUARE YARDS OF 6" ASPHALTIC CONCRETE (4" BITUMINOUS BASE).
- 2) ROCK BASE IS TO BE COMPACTED AND SMOOTHED WITH A STEEL FACED ROLLER PRIOR TO PLACEMENT OF ASPHALT. TACK COAT WILL NOT BE APPLIED TO ROCK BASE.
- 3) A TACK COAT OF EMULSIFIED ASPHALT (SC-1H OR CSS-1H) SHALL BE APPLIED AT AN APPROXIMATE RATE OF 0.05 GALLONS PER SQUARE YARD BETWEEN EACH LIFT OF ASPHALTIC MATERIAL.
- 4) BITUMINOUS BASE AND ASPHALTIC CONCRETE WEARING SURFACE SHALL BE PLACED WITH A LAYDOWN MACHINE HAVING AUTOMATIC CONTROLS FOR LINE AND GRADE.
- 5) CONSTRUCTION JOINTS IN EACH LIFT SHALL BE STAGGERED A MINIMUM DISTANCE OF ONE (1) FOOT FROM JOINTS IN PRECEDING LIFTS (SEE DETAIL ON FOLLOWING SHEET) AND PLACED SO THAT A JOINT WILL BE CONSTRUCTED ON THE CENTERLINE OF THE TOP LIFT.

6" ASPHALTIC CONCRETE PAVEMENT WITH 6" CRUSHED ROCK STABILIZED SUBBASE ON GEOGRID BASE REINFORCEMENT

**CITY OF WICHITA, KANSAS**



**NORTH RIDGE VILLAGE ADDITION**  
PROJECT NAME

**PAVING DETAIL**  
SHEET TITLE

DESIGN BY: MAB	DRAWN BY: KWS	CHECKED BY: MAB/DFL
DATE: JANUARY 2006	JOB NO.: 04394	SHEET/OF: 2 / 34

A:\CIVIL\04394\DWG\PAV\04394E01.DWG