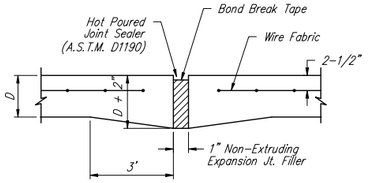

EXPANSION JOINT

NOTE: Extra Thickness to be Subsidiary to Price of Square Yards Pavement

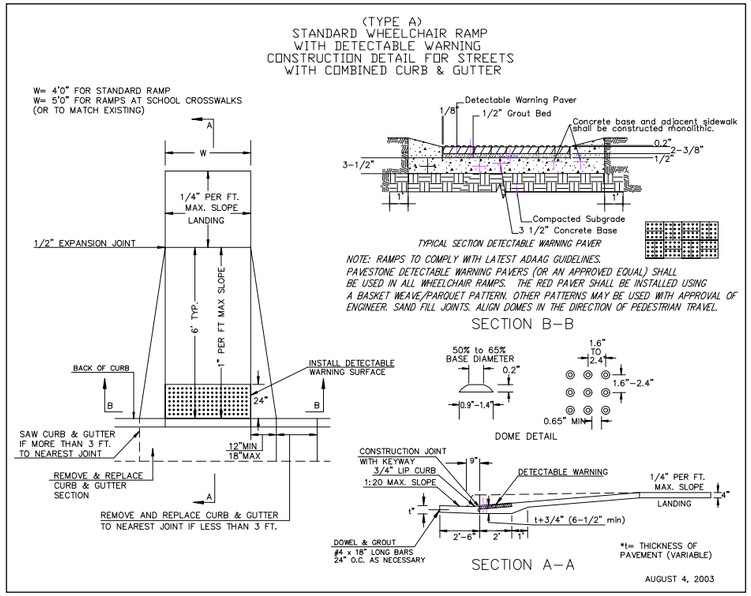

WHEELCHAIR RAMP DETAIL

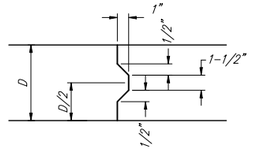

KEYWAY DETAIL

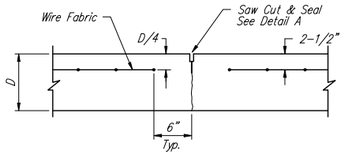

CONTRACTION JOINT DETAIL (C.J.)

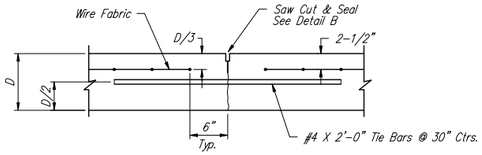

LONGITUDINAL JOINT DETAIL (L.J.)

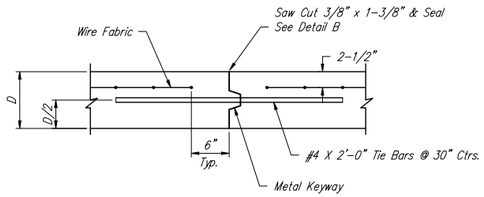

OPTIONAL LONGITUDINAL JOINT DETAIL (L.J.)
(CONSTRUCTION JOINT)

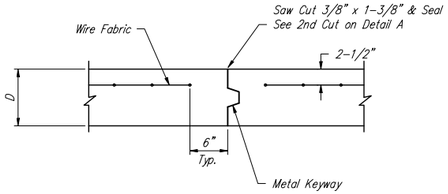

OPTIONAL CONTRACTION JOINT
(CONSTRUCTION JOINT)

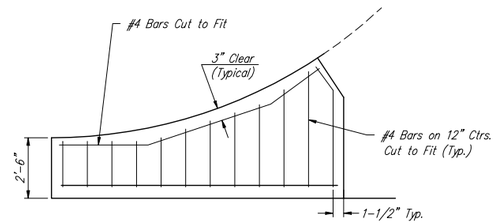

WING REINFORCING DETAIL

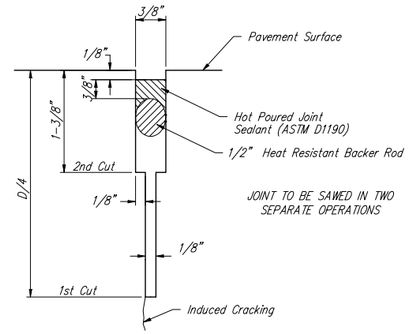

SAW JOINT DETAIL "A"

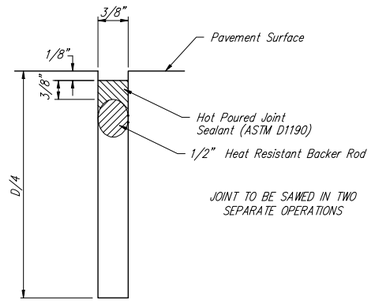

SAW JOINT DETAIL "B"

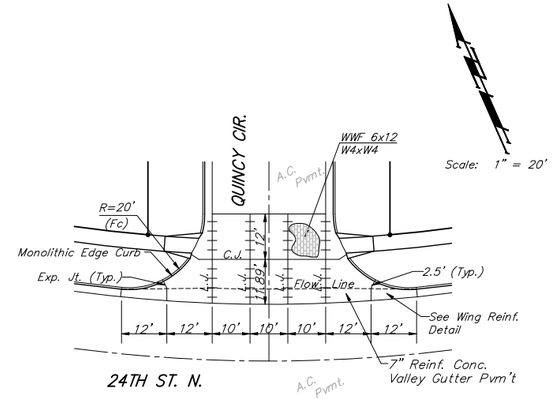

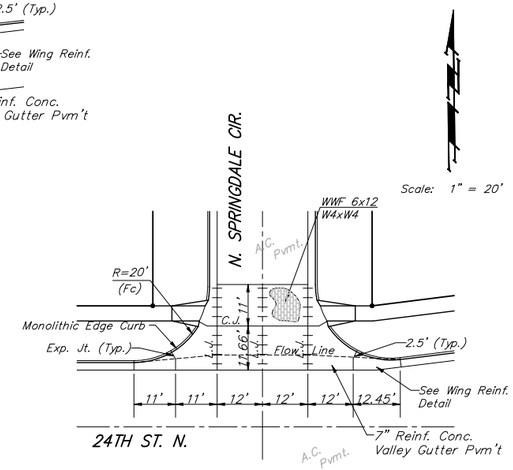

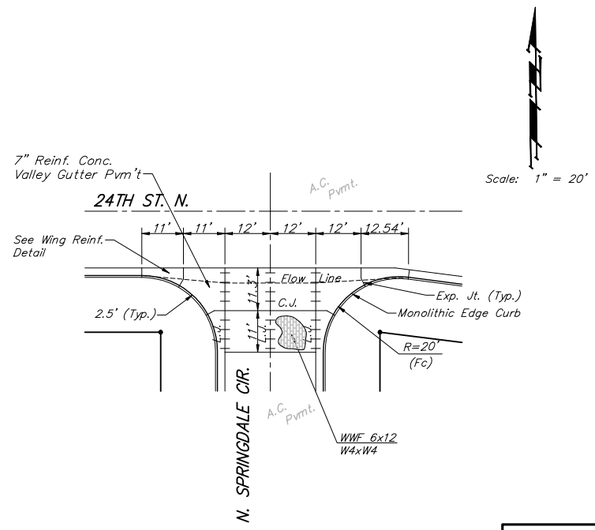

NOTE: 6" X 12" W4XW4 Wire Fabric Reinforcing Shall Be Placed So That The Wires With The 6" Spacing Will Run Parallel With The Longitudinal Joints.

Baughman

KRUG NORTH 2ND ADD. - PH. IV

VALLEY GUTTER DETAILS

Baughman Company, P.A. 315 Hile St. Wichita, KS 67211 P 316.263.7271 F 316.263.0149
ENGINEERING | SURVEYING | PLANNING | LANDSCAPE ARCHITECTURE

PROJECT NUMBER 472-84250	DESIGN STAFF / DRAWN STAFF
REVISIONS:	APPROVED / DATE 04/06
	SCALE NONE
	SHEET 5 OF 35

/Vgdetail