6"x12" W4xW4 WIRE FABRIC REINFORCING SHALL BE PLACED SUCH THAT THE WIRES WITH THE 6" SPACING WILL RUN PARALLEL WITH THE LONGITUDINAL JOINT.

SCALE: 1" = 10'

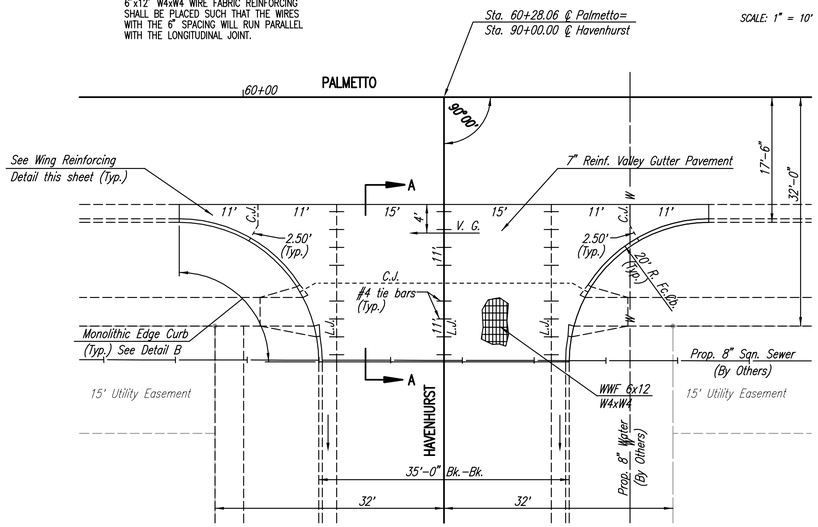

PLAN

REINFORCED VALLEY GUTTER

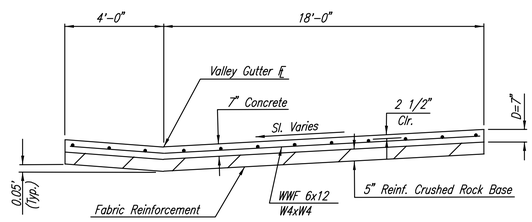

SECTION A-A

NOTE: OMIT REINFORCING MESH AT ALL JOINTS

NOTE: ALL CONCRETE VALLEY GUTTER REINFORCEMENT SHALL BE ADEQUATELY SUPPORTED BY BAR CHAIRS IN THE REQUIRED POSITION UNLESS APPROVED OTHERWISE BY THE ENGINEER.

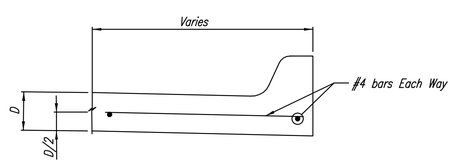

SECTION C-C

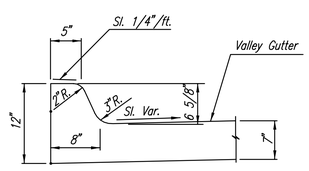

DETAIL B

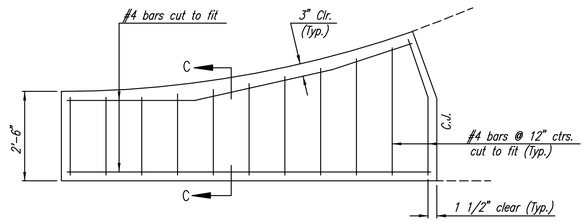

WING REINFORCING DETAIL

NOTE: OMIT WIRE FABRIC REINFORCING IN THIS SECTION.

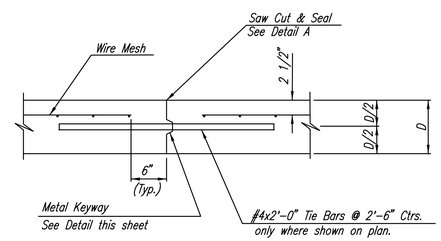

REINFORCED PAVEMENT (TRANSVERSE SECTION) (ALTERNATE L.J.)

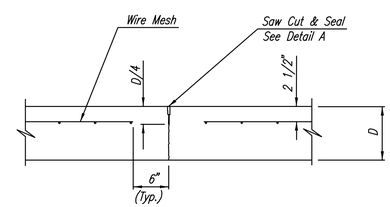

CONTRACTION JOINT DETAIL
REINFORCED PAVEMENT (C.J.)

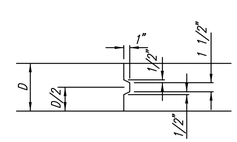

KEYWAY DETAIL

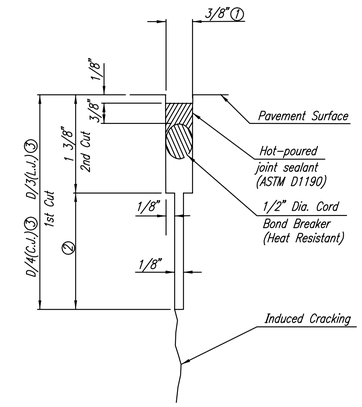

DETAIL A

① To be accomplished in 2 cuts for Longitudinal Joints and Contraction Joints. Initial cut to be 1/8" wide.

② Eliminate bottom of cut when metal keyway is used as part of Longitudinal or Transverse Construction Joint and at Doweled Construction Joint Locations.

③ 1 1/2" Minimum

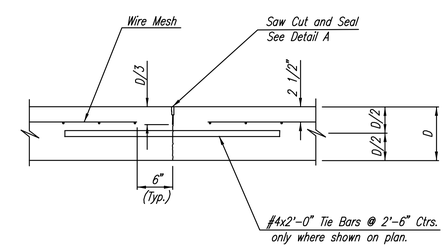

LONGITUDINAL JOINT DETAIL
REINFORCED PAVEMENT (TRANSVERSE SECTION) (L.J.)

No.	Revision	By	Date

AVALON PARK-PHASE 4

VALLEY GUTTER DETAILS

JAMES L. ARMOUR, P.E.-CITY ENGINEER
CITY OF WICHITA PROJECT NO. 472-83838

Professional Engineering Consultants, P.A.
303 S. TOPEKA • WICHITA, KANSAS 67202
316-262-2691 • FAX 316-262-3003

Designed by	BDB, BLB	Job No.	35-05059-000	Sht. 10 of 22
Drawn by	BJS	Date	February 2005	

DSNR: BLB OPER: BJS SCALE: 1=10.00
Q:\2005\05059\000\05059-000-C-VALGUTPL 06-13-2005 01:43:41 pm