

GENERAL NOTES

FABRIC BASE REINFORCEMENT SHALL BE B X 1100 GEOGRID AS MANUFACTURED BY TENSAR CORPORATION OR APPROVED EQUAL. FABRIC BASE REINFORCEMENT SHALL BE INSTALLED IN ACCORDANCE WITH MANUFACTURER'S RECOMMENDATIONS.

ROCK BASE IS TO BE COMPACTED AND SMOOTHED WITH A STEEL FACED ROLLER PRIOR TO PLACEMENT OF ASPHALT. TACK COAT WILL NOT BE APPLIED TO ROCK BASE.

A TACK COAT OF EMULSIFIED ASPHALT (SC-1H OR CSS-1H) SHALL BE APPLIED AT AN APPROXIMATE RATE OF 0.05 GALLONS PER SQUARE YARD BETWEEN EACH LIFT OF ASPHALTIC MATERIAL.

BITUMINOUS BASE AND ASPHALTIC CONCRETE WEARING SURFACE SHALL BE PLACED WITH A LAYDOWN MACHINE HAVING AUTOMATIC CONTROLS FOR LINE AND GRADE.

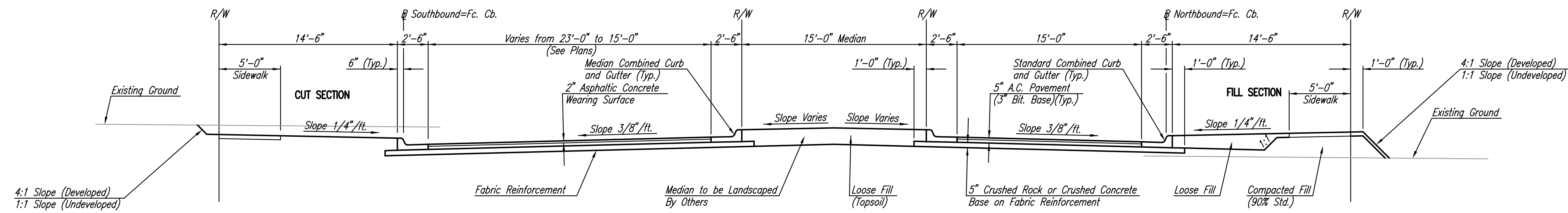
CONSTRUCTION JOINTS IN EACH LIFT SHALL BE STAGGERED A MINIMUM DISTANCE OF ONE (1) FOOT FROM JOINTS IN PRECEDING LIFTS AND PLACED SO THAT A JOINT WILL BE CONSTRUCTED ON THE CENTERLINE OF THE TOP LIFT.

THE ASPHALTIC CONCRETE PAVEMENT BETWEEN THE COMBINED CURB AND GUTTER SHALL BE PAID AS SQUARE YARDS OF 5" ASPHALTIC CONCRETE (3" BITUMINOUS BASE).

CRUSHED ROCK GRADATION REQUIREMENTS PERCENT OF AGGREGATE RETAINED

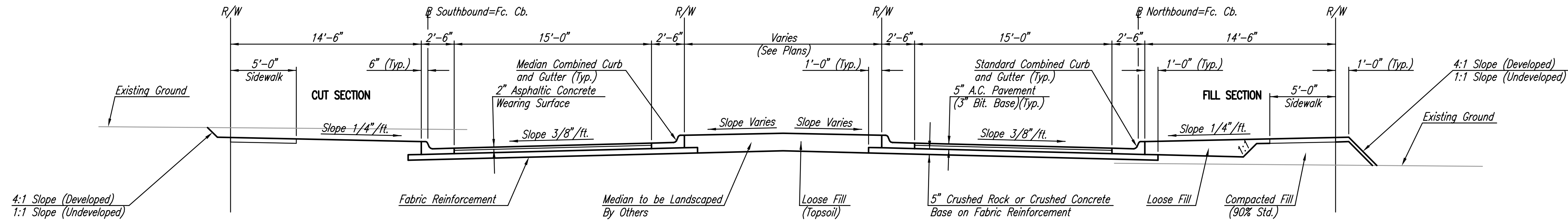
| | |
|--------|-------|
| 2-1/2" | 0 |
| 3/4" | 20-60 |
| #4 | 50-90 |
| #40 | 80-94 |
| #200 | 90-98 |

ROCK QUALITY SHALL CONFORM TO THE REQUIREMENTS SPECIFIED BY THE KDOT 1990 EDITION STANDARD SPECIFICATION SUBSECTION 1102 FOR DURABILITY CLASS I



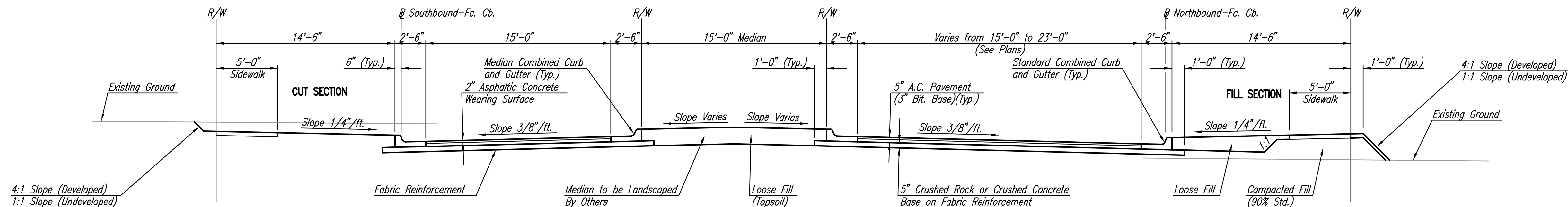
TYPICAL SECTION

@ Southbound Sta. 10+73.00 to Sta. 12+61.80
Oak Creek Parkway



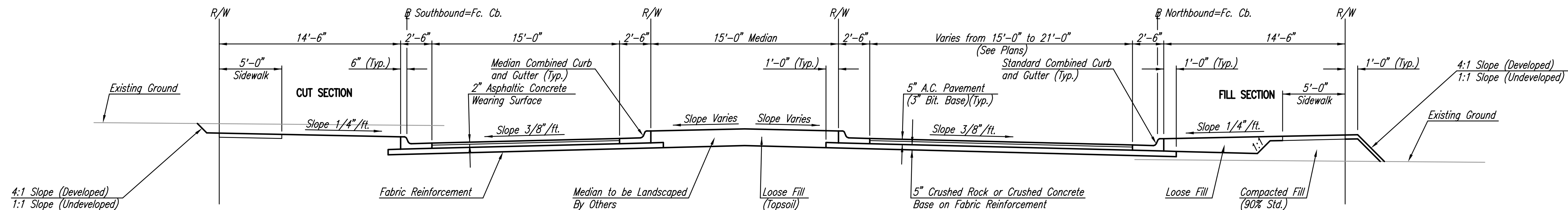
TYPICAL SECTION

@ Southbound Sta. 12+61.80 to Sta. 34+18.54
Oak Creek Parkway



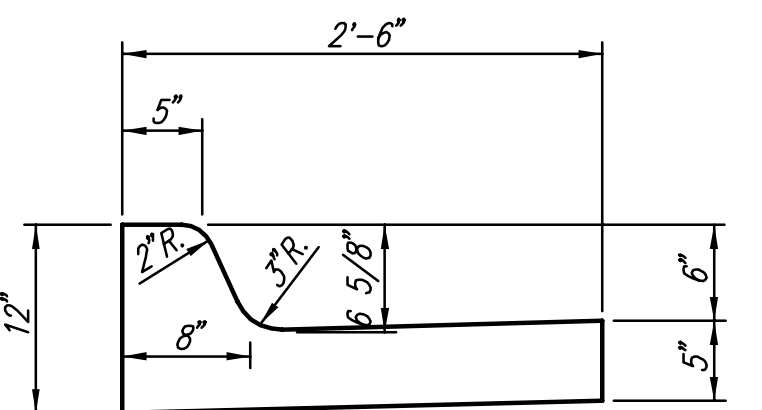
TYPICAL SECTION

@ Southbound Sta. 35+83.34 to Sta. 38+51.17
Oak Creek Parkway

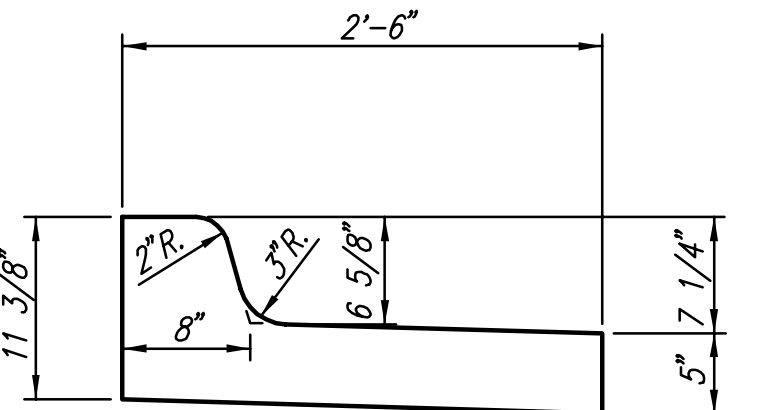


TYPICAL SECTION

@ Southbound Sta. 52+65.16 to Sta. 59+15.81
Chateau Parkway




STD. COMBINED CURB & GUTTER
(6 5/8")



MEDIAN COMBINED CURB & GUTTER
(6 5/8")

DSNR: BLB OPER: BJS SCALE: 1"=5.00
 C:\2004\04688\000\04688-000-C-20-51YP 08-23-2005 09:18:14 am



| | | | |
|-----------------------------------------------------------------------------------------------------------------------------------------------------------------------------------------------------------------|----------|---------|---------------|
| No. | Revision | By | Date |
| OAK CREEK - PHASE 1 | | | |
| TYPICAL PAVEMENT SECTIONS | | | |
| JAMES L. ARMOUR, P.E. - CITY ENGINEER CITY OF WICHITA PROJECT NO. 472-84209 Professional Engineering Consultants, P.A. 303 S. TOPEKA • WICHITA, KANSAS 67202 316-262-2691 • FAX 316-262-3003 | | | |
| Designed by | BDB, BLB | Job No. | 35-04688-000 |
| Drawn by | BJS | Date | October 2004 |
| | | | Sheet 5 of 86 |