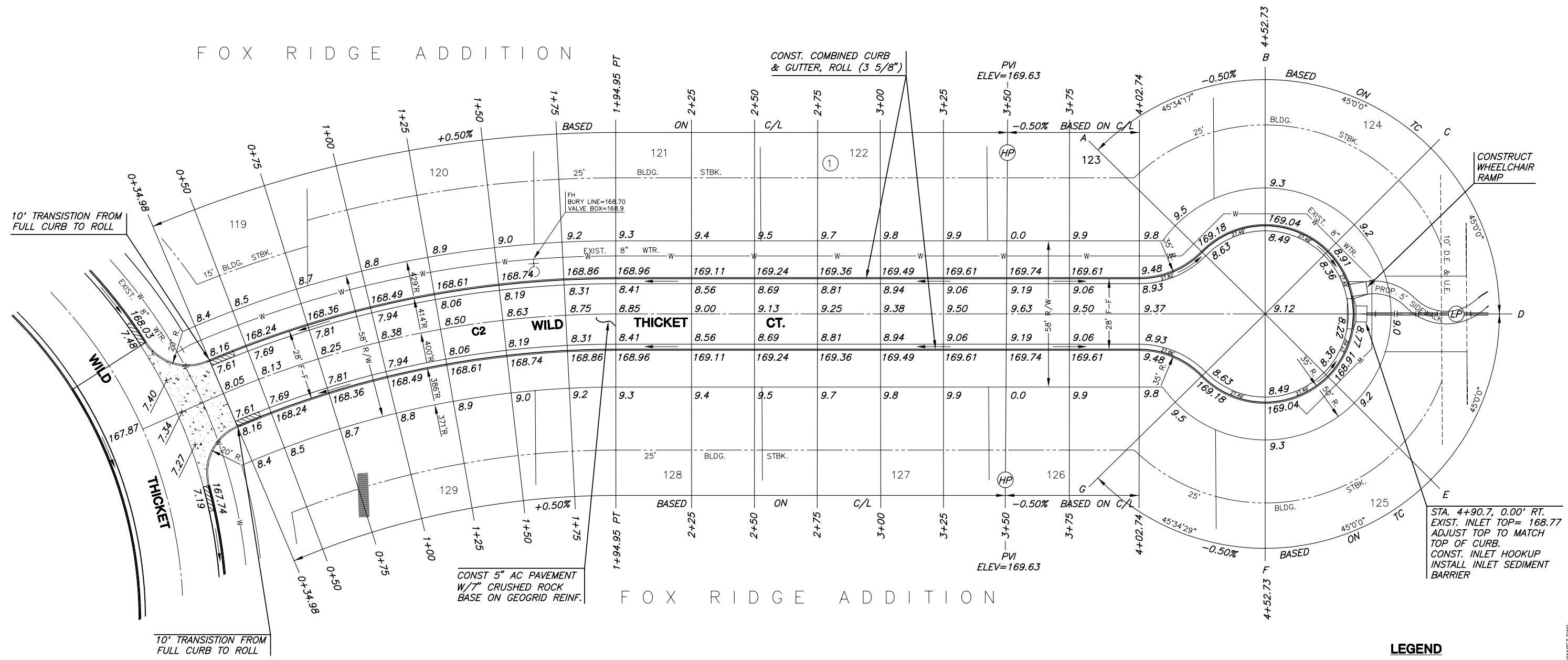
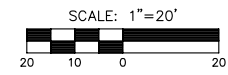
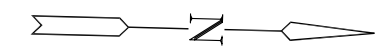


FOX RIDGE ADDITION



FOX RIDGE ADDITION

LEGEND



—+— STREET SIGN & SIGN LOCATION
(SEE SIGN ASSEMBLY TABLE
FOR TYPE & STATION OF SIGN)

NOTE:
TOP OF CURB ELEVATIONS SHOWN
ARE FOR FULL CURB. CONSTRUCT
CURB AND GUTTER AS NOTED.

<p>MKEC ENGINEERING CONSULTANTS 411 N. WEBB ROAD WICHITA, KS. 67206 316-684-9600</p>	FOX RIDGE ADDITION - PHASE 13 - PART 1	
	PROJECT NAME	
	WILD THICKET CIRCLE PAVING	
	SHEET TITLE	
	DESIGN BY: <u>DFL</u>	DRAWN BY: <u>MKrK</u>
DATE: <u>SEPTEMBER 2005</u>	JOB NO.: <u>99118</u>	SHEET/OF: <u>9 / 22</u>

S:\CIVIL\99118.DWG\PAV\PH13.PART1\99118E3.DWG