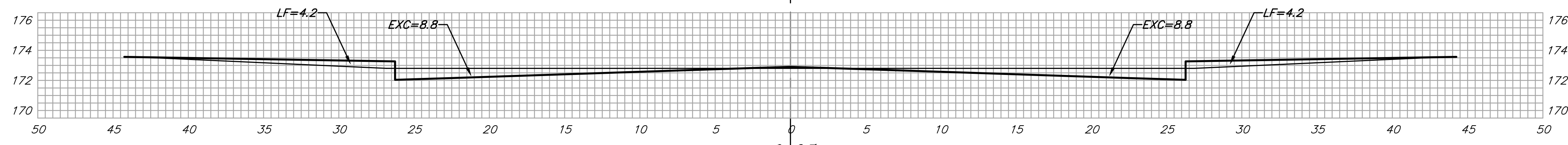


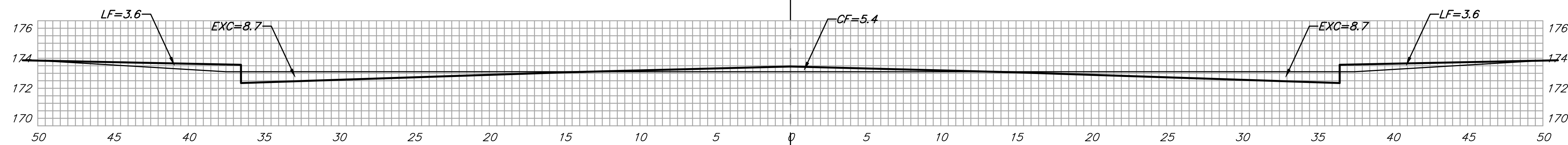
0+49.99

50.01'  $\left\{ \begin{array}{l} \text{EXC} = 28.7 \\ \text{LF} = 13.7 \\ \text{CF} = 0.0 \end{array} \right.$



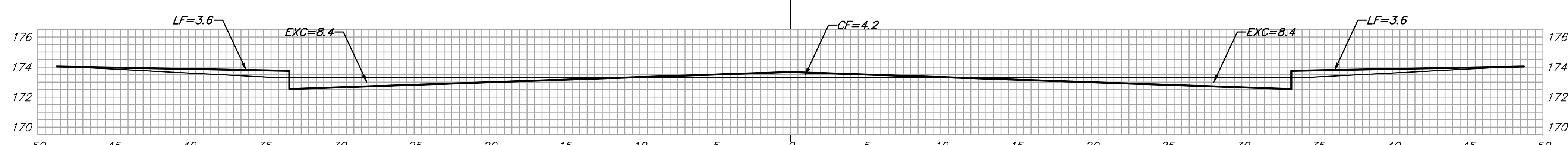
0+25

24.99'  $\left\{ \begin{array}{l} \text{EXC} = 15.3 \\ \text{LF} = 7.3 \\ \text{CF} = 0.0 \end{array} \right.$



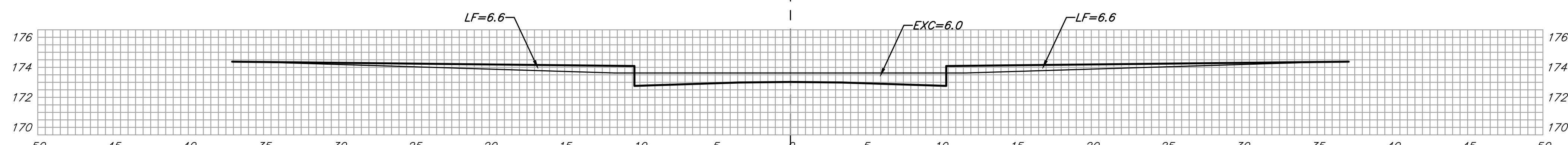
0+00

25.00'  $\left\{ \begin{array}{l} \text{EXC} = 16.2 \\ \text{LF} = 7.2 \\ \text{CF} = 2.5 \end{array} \right.$



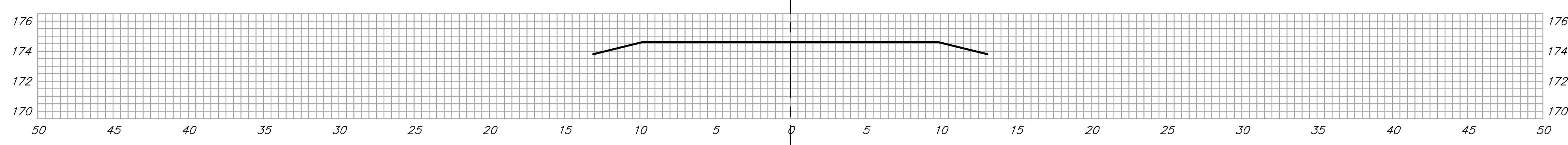
0-15

15.00'  $\left\{ \begin{array}{l} \text{EXC} = 9.5 \\ \text{LF} = 4.0 \\ \text{CF} = 2.7 \end{array} \right.$



0-35

20.00'  $\left\{ \begin{array}{l} \text{EXC} = 8.4 \\ \text{LF} = 7.6 \\ \text{CF} = 1.6 \end{array} \right.$



0-50

15.00'  $\left\{ \begin{array}{l} \text{EXC} = 1.7 \\ \text{LF} = 1.8 \\ \text{CF} = 0.0 \end{array} \right.$

AKSARBEN CT.

Ⓞ

**Sheet Totals:**  
 Excavation = 79.8 C.Y.  
 Loose Fill = 41.6 C.Y.  
 Compacted Fill = 6.8 C.Y.

