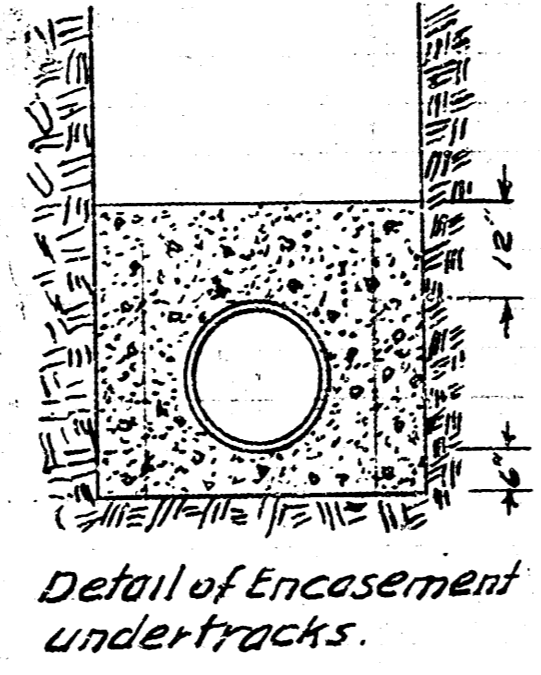
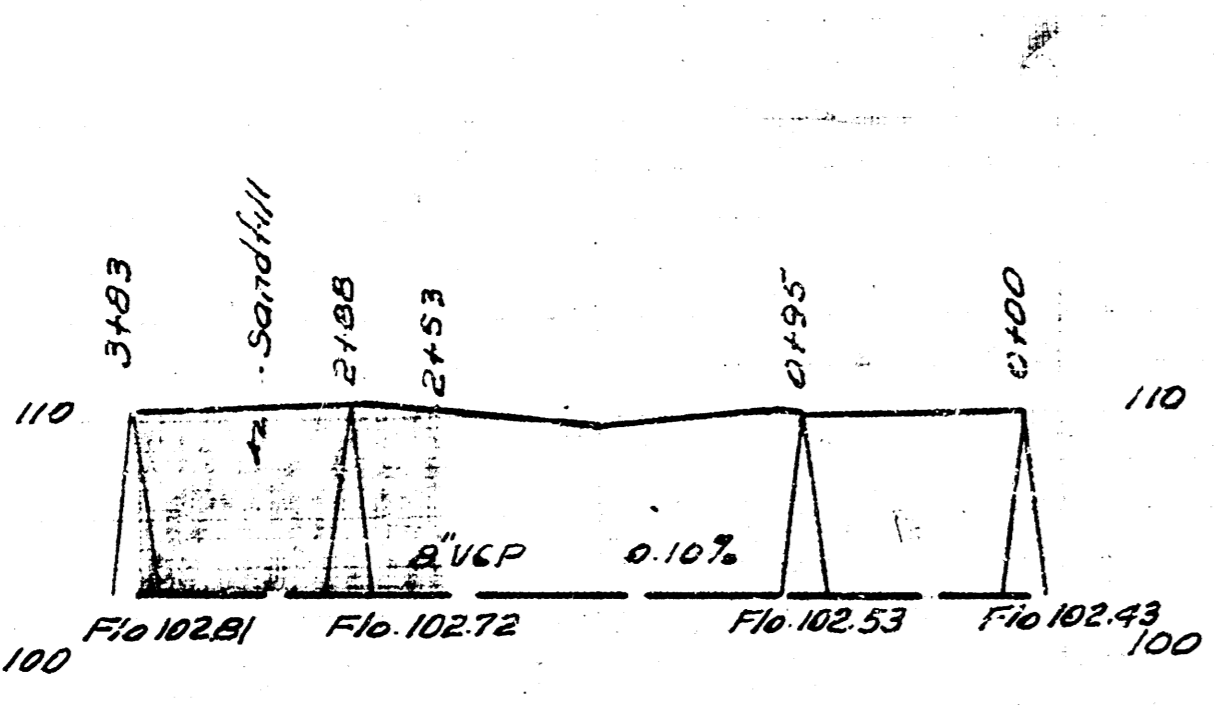
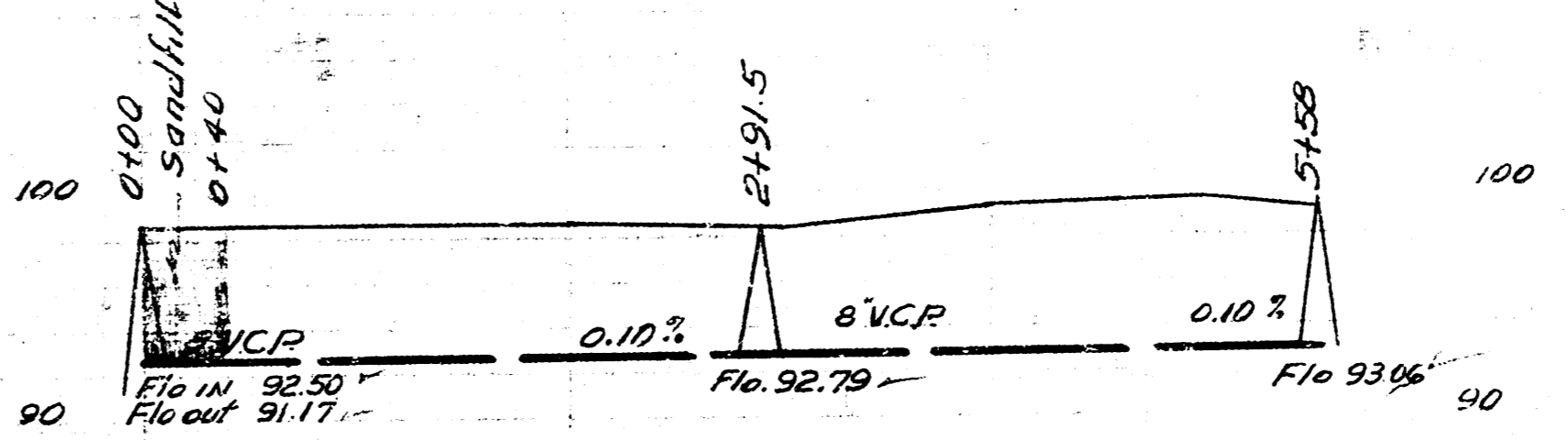


B.M. 108.95 East rim MH (K&E) SE corner Washington & Douglas.

B.M. "M" in Muller fire hyd NW cor. Volutisia & Levy El. 100.61



Note-Field Engineer- Check flow at Sta 0+00 & 3+93 before setting grade old sewer will have to be exposed at these points to get proper check
All pipe under RR tracks shall be encased in concrete to 1' above top of pipe.



Date
Drawn by
Checked by
Book No.

Date
Drawn by
Checked by
Book No.

RECONSTRUCTION OF PORTION WEST SUB. D. S.S. 1
CITY OF WICHITA KANSAS
L.K. WHITE CITY ENGINEER
Proj. No. C-22-72

LAT. 5 DRY CREEK SUB-MAIN 2 S.S. #12
CITY OF WICHITA KANSAS
L.K. WHITE CITY ENGINEER
Proj. No. C-21-38

