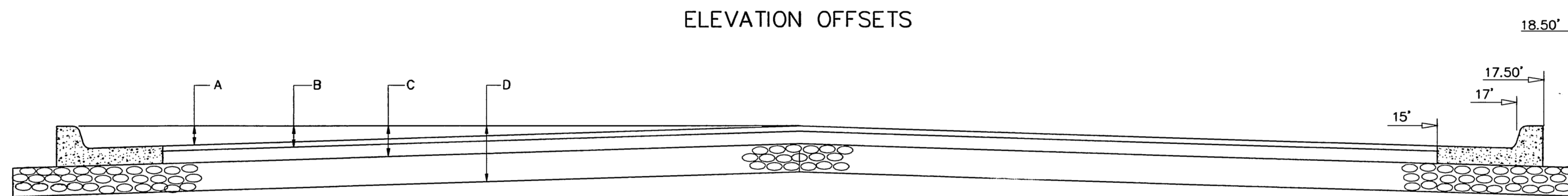
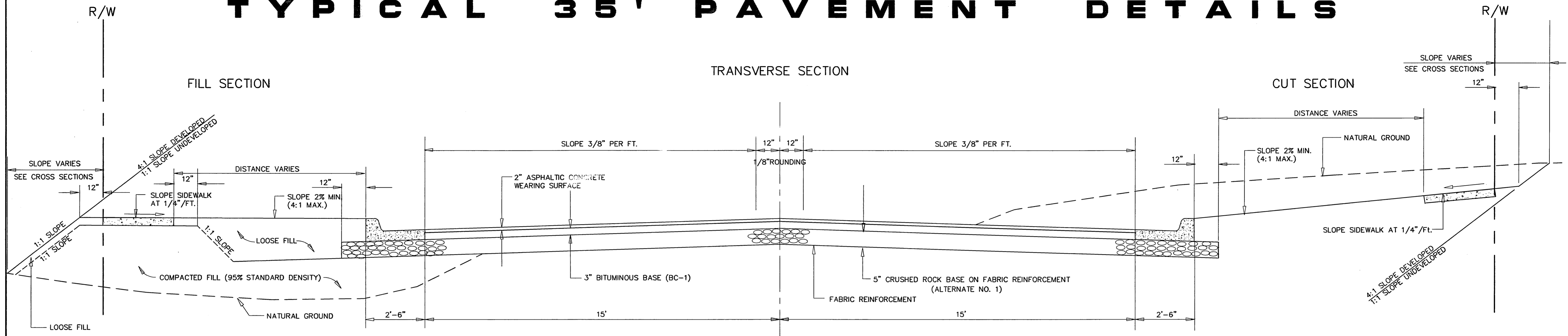


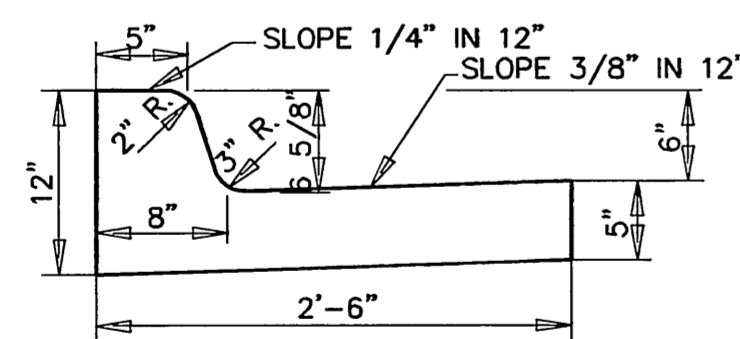
TYPICAL 35' PAVEMENT DETAILS



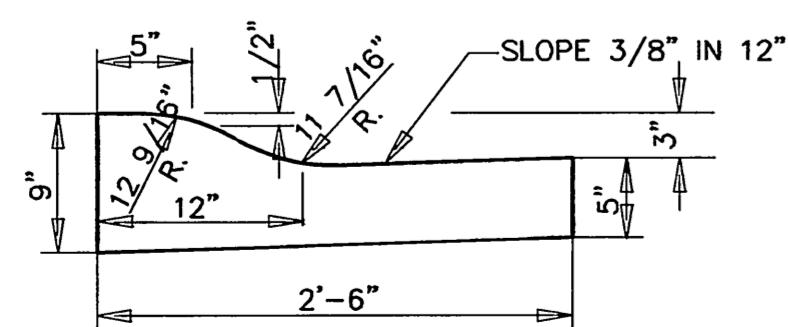
- SUBGRADE ALTERNATES**
- ALTERNATE NO. 1
5" CRUSHED ROCK BASE ON FABRIC REINFORCEMENT
 - ALTERNATE NO. 2
5" RECYCLED ASPHALT PAVEMENT BASE ON FABRIC REINFORCEMENT

FABRIC BASE REINFORCEMENT SHALL BE 8 x 1100 BY TENSAR CORP. OR LB0201 BY TENAX CORPORATION OR APPROVED EQUAL. FABRIC BASE REINFORCEMENT SHALL BE INSTALLED IN ACCORDANCE WITH MANUFACTURER'S RECOMMENDATIONS. CRUSHED ROCK SHALL BE UNIFORMLY GRADED FROM 1 1/2" MAXIMUM SIZE TO NOT MORE THAN 10% PASSING A NO. 200 SIEVE. ROCK QUALITY SHALL BE THE SAME AS SPECIFIED FOR COARSE AGGREGATE FOR CONCRETE MIXES.

COMBINED CURB & GUTTER



ROLL TYPE COMBINED CURB & GUTTER



	DISTANCE FROM CENTERLINE (LT. & RT.)											
	0'	2'	4'	6'	8.5'	10'	12'	14'	15'	17'	17.5'	18.5'
A: TOP OF CURBS TO TOP OF SURFACE LIFT	0.04	0.08	0.14	0.21	0.29	0.33	0.39	0.46	0.49	-	-	-
B: TOP OF CURBS TO TOP OF UPPER BASE LIFT	0.21	0.25	0.31	0.37	0.45	0.50	0.56	0.62	0.65	-	-	-
C: TOP OF CURBS TO TOP OF LOWER BASE LIFT	0.46	0.50	0.56	0.63	0.71	0.75	0.81	0.88	0.91	0.98	1.00	-
D: TOP OF CURBS TO BOTTOM OF SUBGRADE	0.87	0.91	0.97	1.04	1.12	1.16	1.22	1.29	1.32	1.38	1.39	1.43

GENERAL NOTES

ROCK BASE IS TO BE COMPACTED AND SMOOTHED WITH A STEEL FACED ROLLER PRIOR TO PLACEMENT OF ASPHALT. TACK COAT WILL NOT BE APPLIED TO ROCK BASE.

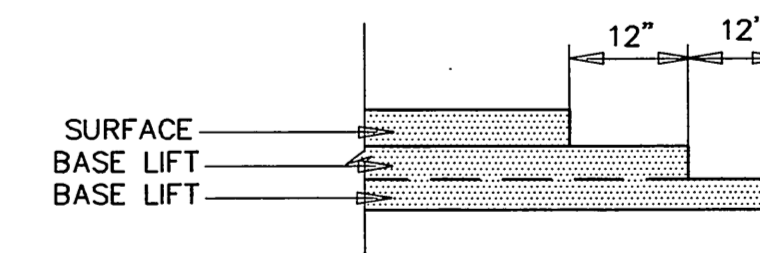
A TACK COAT OF EMULSIFIED ASPHALT (SC-1H OR CSS-1H) SHALL BE APPLIED AT AN APPROXIMATE RATE OF 0.05 GALLONS PER SQUARE YARD BETWEEN EACH LIFT OF ASPHALTIC MATERIAL.

BITUMINOUS BASE AND ASPHALTIC CONCRETE WEARING SURFACE SHALL BE PLACED WITH A LAYDOWN MACHINE HAVING AUTOMATIC CONTROLS FOR LINE AND GRADE.

CONSTRUCTION JOINTS IN EACH LIFT SHALL BE STAGGERED A MINIMUM DISTANCE OF ONE (1) FOOT FROM JOINTS IN PRECEDING LIFTS AND PLACED SO THAT A JOINT WILL BE CONSTRUCTED ON THE CENTERLINE OF THE TOP LIFT.

TRANSVERSE CONSTRUCTION JOINTS

TRANSVERSE CONSTRUCTION JOINTS SHALL BE CONSTRUCTED IN FLEXIBLE BASE PAVEMENTS AT LOCATIONS WHERE PAVEMENT JOINTS EXISTING FLEXIBLE BASE PAVEMENT AS SHOWN BY THE DETAIL. ALL COSTS ASSOCIATED WITH THE CONSTRUCTION OF THE TRANSVERSE JOINT SHALL BE INCLUDED IN THE BID PRICE FOR SQUARE YARDS 5" ASPHALTIC CONCRETE PAVEMENT (3" BITUMINOUS BASE)



P O E & ASSOCIATES OF KANSAS, I N C . Consulting Engineers 5940 E. Central Suite 200 ■ Wichita KS 67208 ■ 316/685-4114	
ENGINEER : G. Miles ENG. TECH. : CAD TECH. : S. Schmidt DATE : June 1998 SHEET : 3 OF 48	5 INCH ASPHALTIC CONCRETE PAVEMENT WITH CRUSHED ROCK BASE ON FABRIC REINFORCEMENT CITY OF WICHITA, KANSAS PROJECT NO. 468-82879 INDEX CODE 764654