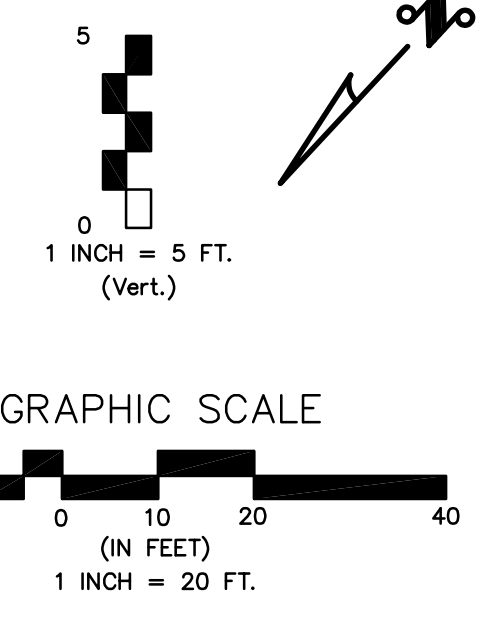


NOTE:


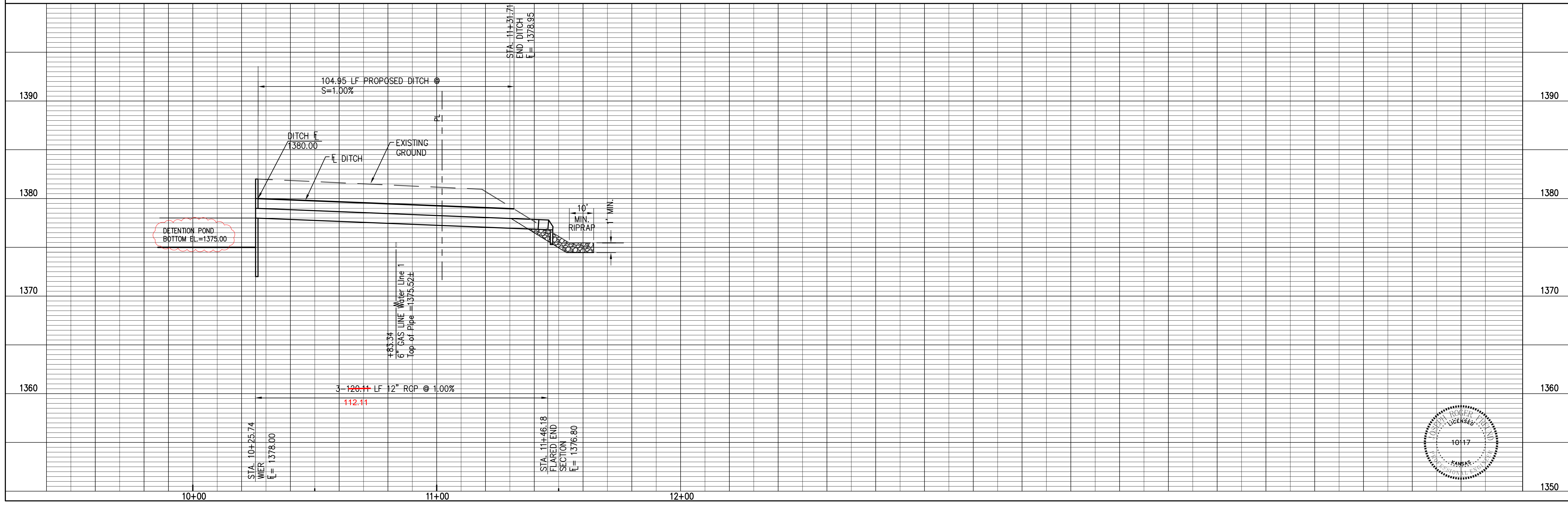
Grading contractor will ensure that positive drainage is maintained during and subsequent to construction of final grading, with particular emphasis in areas where berms are located in close proximity to proposed buildings. Contractor shall ensure that no ponding areas without positive drainage ways are created.

The five percent (5%) slope grading away from building edges shall be maintained for a distance of ten feet (10') around the perimeter of all structures, except in locations of sidewalks / concrete pad areas at entrances to structures.



Removed 3-12"-8' sections by KDOT, new fence and seeding

STORM DRAIN LINE "4"



No.	Date	By	Approved	Revision
1				
2				
3				
4	02-01-08	KJW	JRF	Rev. Pond Depth & Configuration, Added Berms

PLAN AND PROFILE
STORM DRAIN LINE "4"
 Webber Group
 Inwood Apartments

POE & ASSOCIATES, INC.
 CONSULTING ENGINEERS
 5940 E. Central, Suite 200 ■ Wichita, KS 67208-4242
 Phone 316/685-4114 ■ FAX 316/685-4444

Engineer: JRF
 Designer: KJW
 P.O. Job No.: 1909
 Date: 8-31-07

Sheet 13 of 20

P:\1909A Revit\1909\Working Drawings\PS\SHEET3.DWG & P.dwg - SHT 30.dwg, SHT 35, 4/9/2008 9:10:41 AM