Scale 1" = 50' Horz
1" = 5' Vert

Lot 2 | Lot 9 | Exist. 8" SS | Sta. 0+00 - Force Main Connect to existing M.H. See Detail Sheet 2 | Bldg | Block 5 | Lot 1 | Lot 10 | 6" PVC Force Main | Sta. 2+05 to 2+90 Install 85' L.F. 12" steel encasement pipe by boring | Install Warning Sign | Warehouse | West | MAY AVE. | Lot 1 Block 6 | Addition | Lot 7 | 206' ± | 208' | 70' | 17' | GM | PP | overhead telephone Cable | Gas | Service Co. | WEST STREET | Alternate Bid: Install 6" PVC force Main across West Street by open trenching. One lane of West Street to remain open throughout construction. Compaction & Repair of Asphaltic Concrete pavement shall be in accordance w/ City Specifications | Const. 16' wide 4" Asph Surface entrance (10 S.Y.) | Existing RCP | R=106.75 | R=106.85 | Sta. 8+12.00 - Force Main = Sta. 0+00 - Line 1 Construct Lift Station See Detail Sheet 2 | Guy Wire | Arklo Gas Co. | 6" PVC Force Main | Utility Easmt. | Install Warning Sign | B.M. Stp Spk. N.W. face 2nd pp N of center line Hay Ave Elev. = 110.06 | PT Sta. 2+95 Const thrust block See detail this sheet | Lot 12 | Lot 13 Block 2 Westpark | MAY AVE. | Install Warning Sign | Install Cb Cd RCP | Street Dedication | Lot 7 Block 3 Addition | Existing 8" VCP Line 1 | 20' Util Easmt.

WARNING

① 250 p.s.i. steel 14" gas line: Contractor shall contact Arklo Gas Co. @ 942-8358 for location of line prior to force main construction

② 45 p.s.i. 10" gas line: Contractor shall contact Gas Service Co. @ 243-7511 for location of line prior to force main construction.

Thrust Block Detail (no scale)

Wrap fitting and joints in plastic before constructing Thrust block | 6" PVC | Long Radius CI bend | Min. Conc. Thickness: 16"

Metal Warning Sign Detail (no scale)

18" | 2½" min | 4" SEWAGE PIPE LINE | 1" Angle iron or iron pipe | 12" | 2' | 2'

7-23-79

P. Ed

12" AC Waterline | 10" Gas | West Street | 14" Gas | 802 LF 6" PVC @ -0.4% SDR 26 | 105.82 | 106.74 | 107.09 | 85 LF 12" Steel encasement pipe installed by boring | 6" PVC Force Main

115 | 110 | 105 | 100 | 95 | 90

0 | 1 | 2 | 3 | 4 | 5 | 6 | 7 | 8

IE out (E) = 102.7
IE in (N) = 104.83
Service lines = 104.1

IE = 103.69 | IE = 103.49 | IE = 103.29 | IE = 103.09 | IE = 102.89 | IE = 102.69 | IE = 102.49 | IE = 102.29 | IE = 102.09 | IE = 101.89 | IE = 101.69 | IE = 101.29 | IE = 101.09 | IE = 100.89 | IE = 100.69
IE out (N) = 100.63
IE in (N) = 97.20

Lift. Sta. & Force Main
Westpark Addition
PROJECT NO.
468-75-245-80807-000-000-008

NOTE: Lift station to be installed w/manway opening facing West street.

NOTE: Contractor shall furnish and install meter pole, disconnect switch, conduit, transfer switch and wire such to facilitate connection to power supply. Contractor shall install meter base which will be furnished by the power company. Two underground conduits shall be installed between lift station and meter pole. One conduit shall be 1 1/4" D, for power supply. The other conduit shall be 3/4" D. for alarm circuit. All electrical installations and wiring shall conform to the City of Wichita Code. Location of meter pole shall be approved by the power company and the engineer.

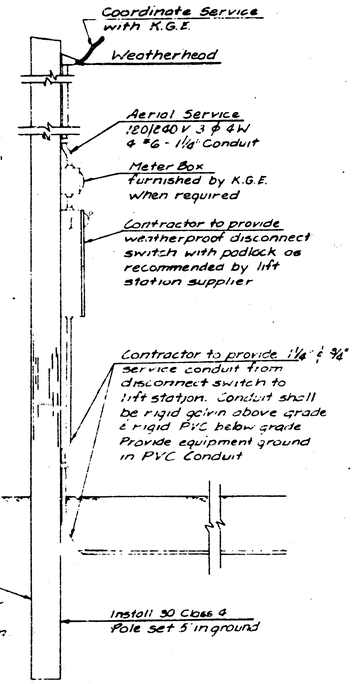

SERVICE POLE

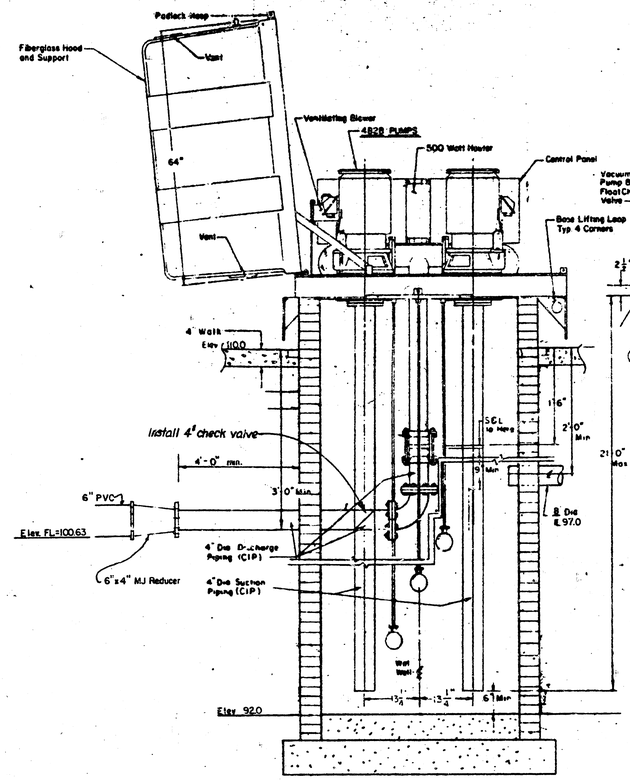

SECTIONAL ELEVATION

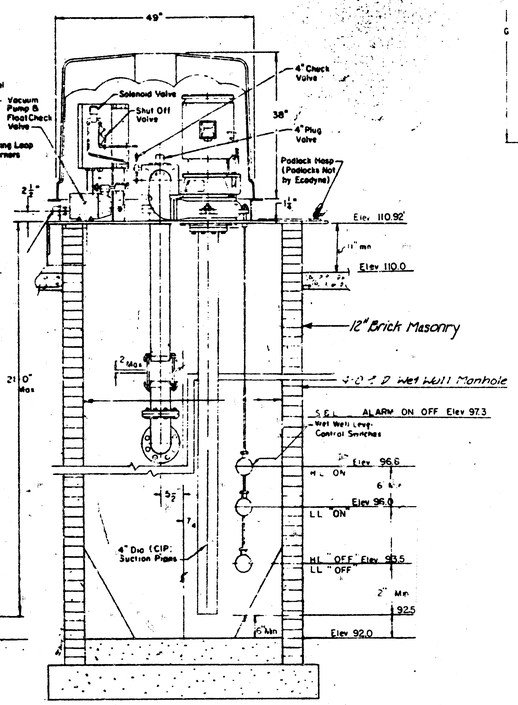

CROSS SECTION

SMITH & LOVELESS LIFT STATION

LIFT STATION DETAILS

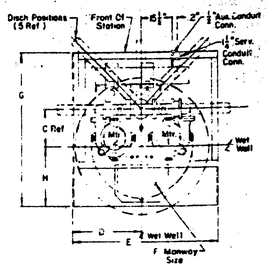

PLAN VIEW

Shown Less Hood & Vent Blower

Smith & Loveless Pump
4828 Pump
Impeller S4L22-9" Dia.
875 RPM 2 HP
230 GPM 17.3 TDH

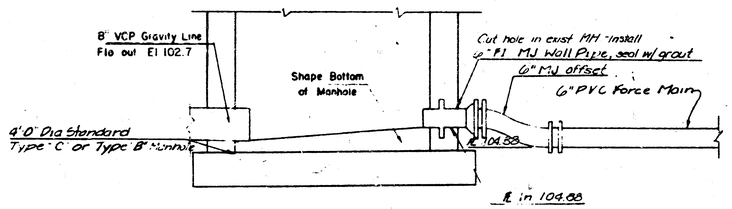

STANDARD MANHOLE WITH FORCE MAIN CONNECTION

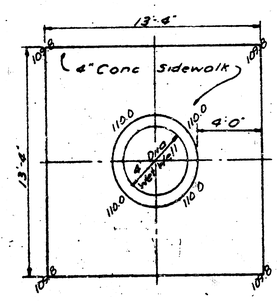

PLAN-4" PERIMETER SIDEWALK

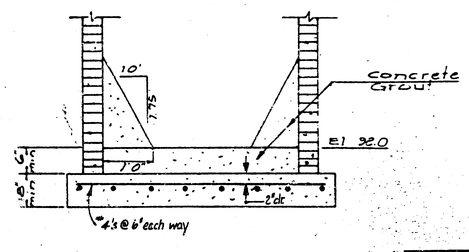

WET WELL BASE DETAIL

3/4" = 1'-0"

General Notes

1. Use brick manhole Type "B" for Wet well.
2. Contractor to furnish padlock for Lift Station.
3. Lift Station to be furnished with power failure and high water alarm, to be connected to City of Wichita Alarm System at Maintenance Substation.
4. Pump motors to be equipped with running time meters.
5. Lift station to provide manual transfer switch to facilitate connection of auxiliary standby power.

PROJECT NO.	Design SEA
WESTPARK ADDITION	Drawn by KRA
LIFT STATION DETAILS	Checked by KHB
	Date JULY '79
	Job no. 78-232
Van Doren - Hazard - Stallings. Architects • Engineers • Planners. Topeka Wichita Minneapolis	Sheet 2/2 of 4