A.J. CHRISTMAN SECOND ADDITION

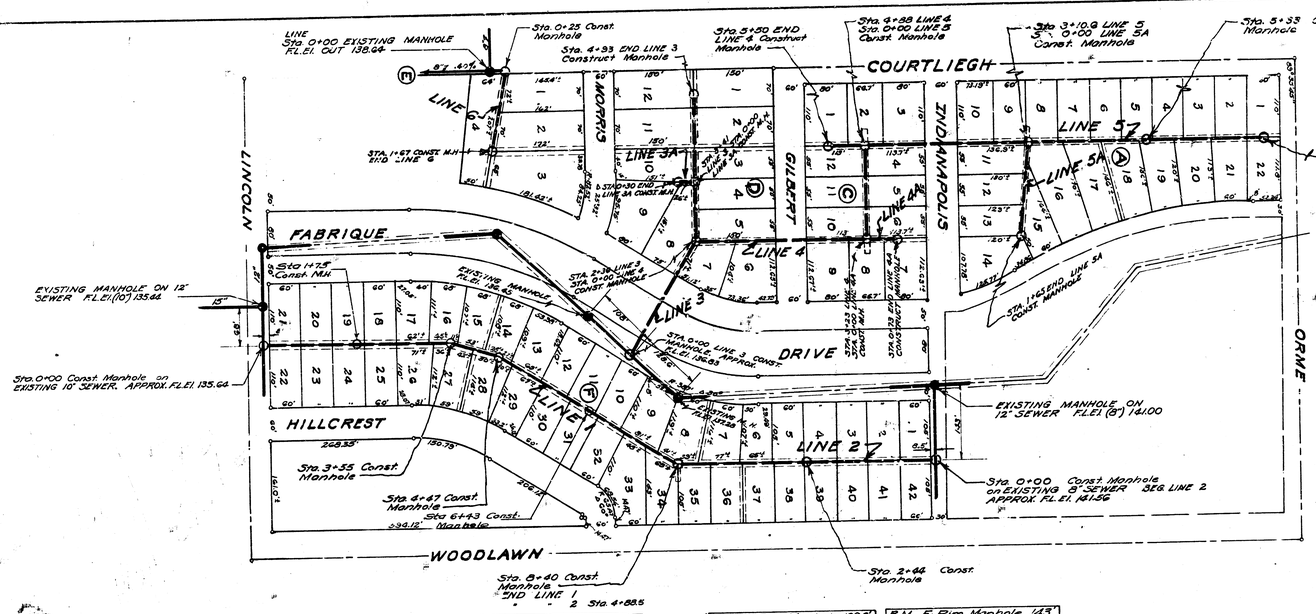

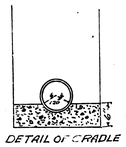

SCALE 1"=100'

N

EASEMENT NOTES
Rear Yard 9' in width.
Side Yard 3' " "

SAND BACKFILL TRENCH

STA. 1+62	TO STA. 1+38	LINE 4	
" 1+26	" " 1+62	"	5
" 0+00	" " 0+30	"	3
" 1+25	" " 1+55	"	3

CONC. ENCASEMENT STA. 0+30 TO STA. 1+15
LINE 3

NOTE: All lines exceed 18" cover Shall be laid on 6" cradle.

B.M. S. Rim Manhole 68" W. Sta. 0+00 Line 1 El. 145.20

B.M. "Standard" Lincoln & Woodlawn El. 153.34

B.M. N. Rim Manhole 108" S.W. Sta. 0+00 Line 3 El. 143.35

B.M. S. Rim Manhole 128.6" W.E. Sta. 0+00 Line 3 El. 143.38

B.M. E. Rim Manhole 143" W. Sta. 0+00 Line 2 El. 150.04

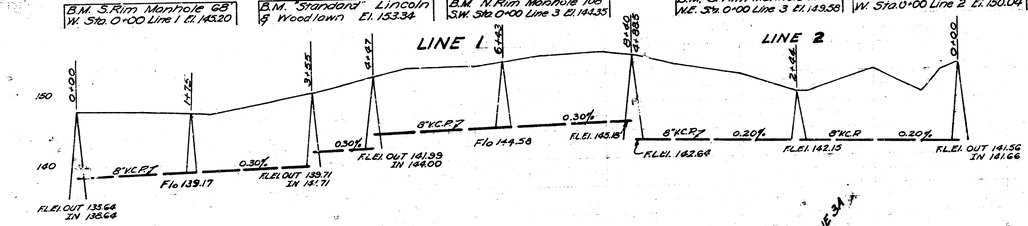

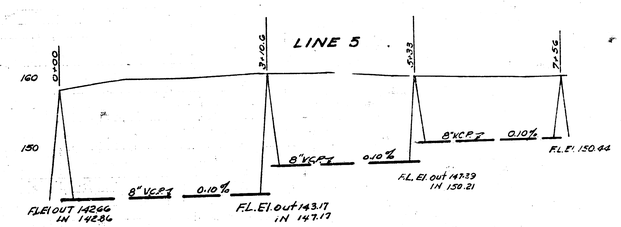

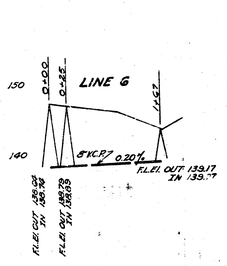

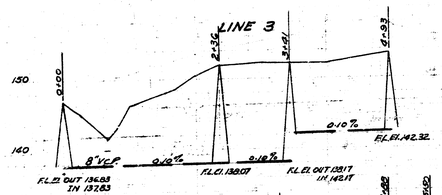

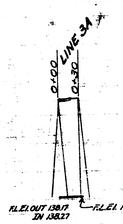

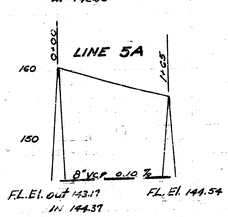

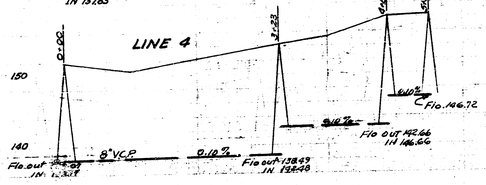

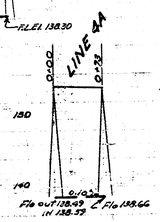

Scale: 1"=8' Vert
1"=80' Horiz.

LAT. 6 W.I.S. MAIN 3
CITY OF WICHITA KANSAS
L.K. WHITE CITY ENGINEER
Proj. No. C21-60

L. K. WHITE LICENSED 35 KANSAS

Date 12-3-51
Drawn by J.L.A.
Checked by
Note Book No. JF 57 5-8