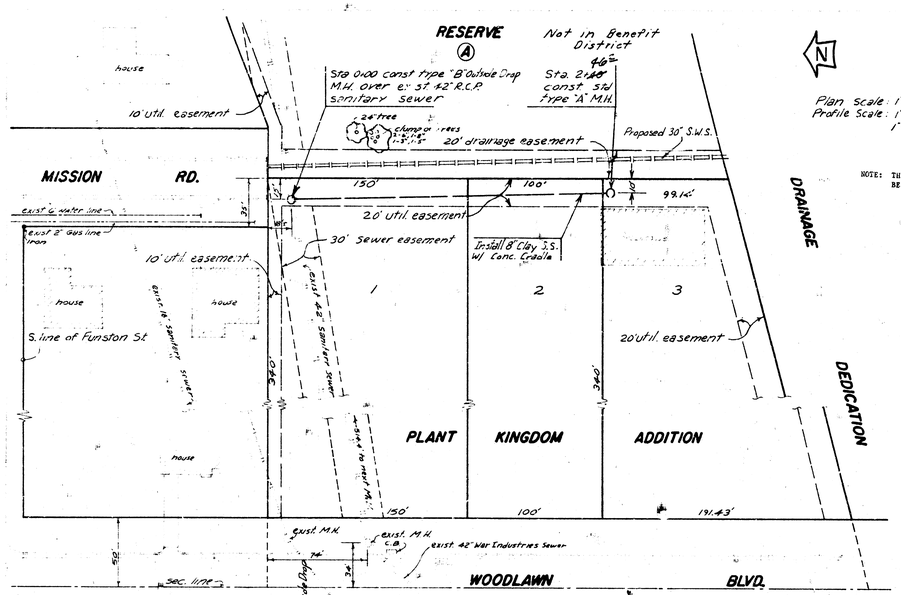

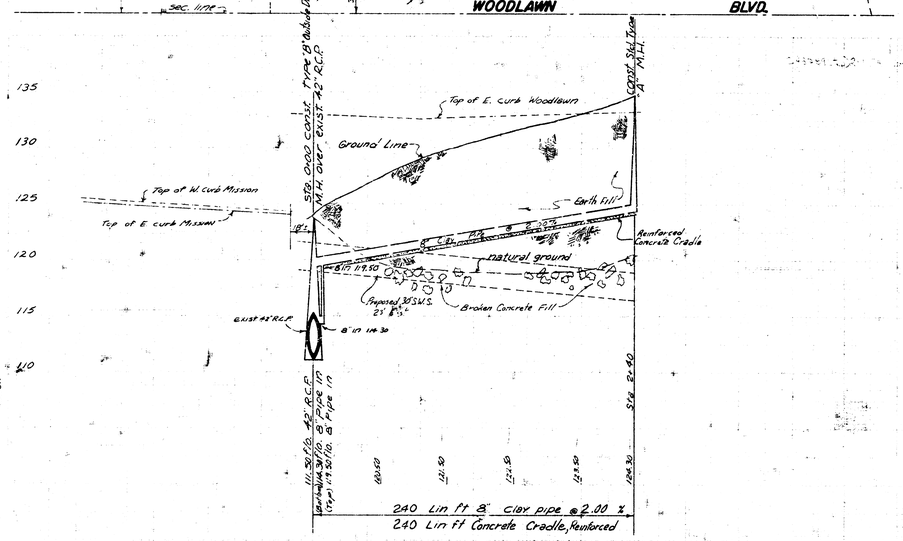

N

Plan Scale: 1" = 40'
Profile Scale: 1" = 40' Horiz.
1" = 5' Vert.

B.M. - 1352.2 S.E. corner of conc. step house at 1801 S. Woodlawn.
B.M. - 1242.6 "G" in Globe S. end of W. curb Mission Rd.

NOTE: THIS PROJECT SHALL BE COORDINATED WITH THE STOKI SEWER PROJECT TO BE COMPLETED ON ADJACENT DRAINAGE EASEMENT.

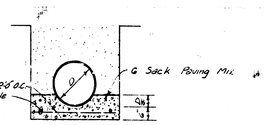

REINFORCED CONC. CRADLE
No Scale

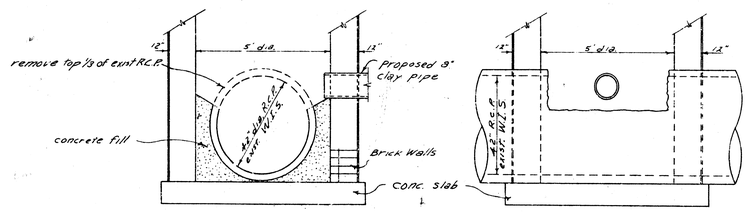

• SECTIONS • STA. 0+00 OUTSIDE DROP M.H. TYPE "B"

NOTE: THE METHOD USED BY THE CONTRACTOR FOR REMOVING THE TOP PORTION OF THE 42" R.C.P. THROUGH THE PROPOSED MANHOLE SHALL BE AS APPROVED BY THE ENGINEER. ALL REMAINING EXPOSED PIPE SURFACES ARE TO BE PROTECTED WITH PLASTIC LINING AS APPROVED BY THE ENGINEER. THE OUTSIDE OF THE BRICK MANHOLE AT STA. 0+00 SHALL BE GIVEN TWO COATS OF BITUMASTIC SUPER SERVICE BLACK AS MANUFACTURED BY KOPPERS CHEMICALS AND COATINGS, OR AN APPROVED EQUAL. THE COATINGS SHALL BE APPLIED IN ACCORDANCE WITH MANUFACTURER'S RECOMMENDATIONS. WYO-BOND BENTONITE AS MANUFACTURED BY ARCHER-DANIELS-MIDLAND CO., OR AN APPROVED EQUAL, SHALL BE MIXED WITH THE BACKFILL MATERIAL FOR THE MANHOLE AT STA. 0+00. APPROXIMATELY [illegible] POUNDS OF THE BENTONITE IS TO BE UNIFORMLY MIXED WITH THE BACKFILL MATERIAL.

1/1

"As Built" Fnal Mos. 279-Y

LAT. 50, WAR INDUSTRIES SEWER
CITY OF WICHITA, KANSAS
R. W. LINN — CITY ENGINEER
APRIL 19, 1973 PROJECT NO. DBKL. 572029

(18)