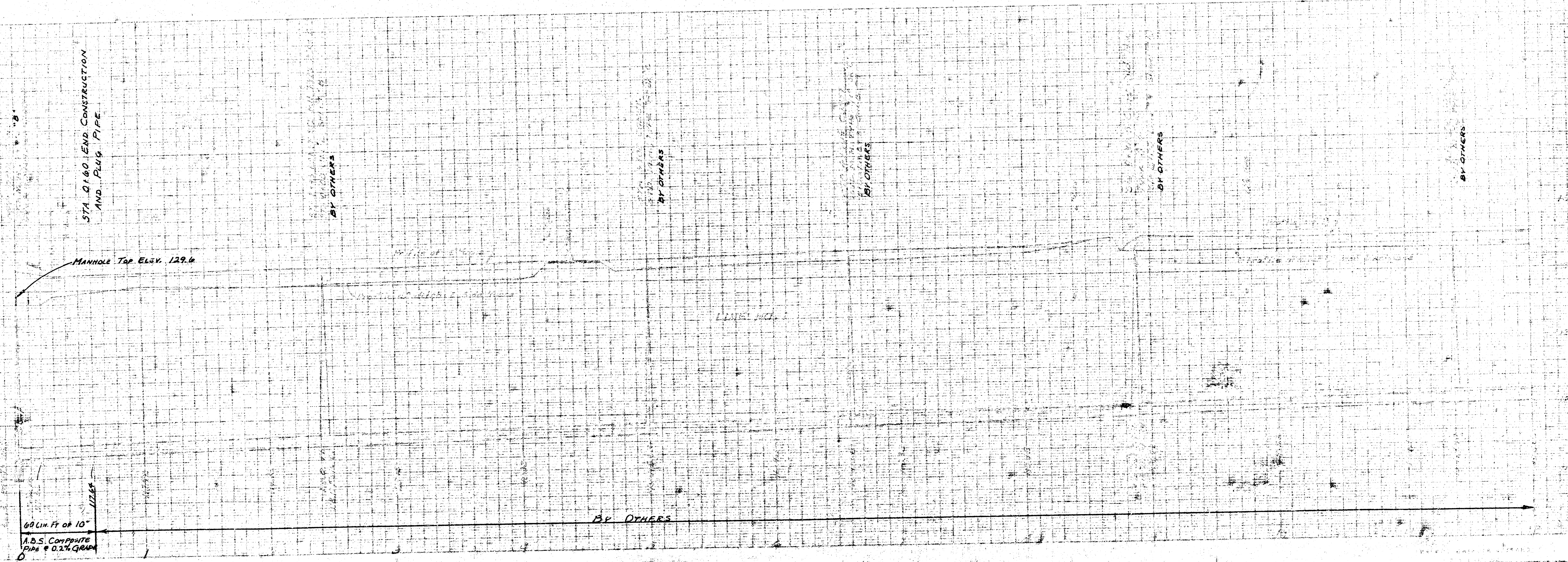




E.M. 23.06 1/2" of 3" steel bar in the top of the culvert on the S.E. Cor. Harry & Airport Rd.  
 E.M. 179.00 R.A. Spike in side of pipe on N.E. Cor. Harry & Airport Rd.  
 E.M. 182.15 R.A. Spike in side of pipe on S.E. Cor. Harpoo & Airport



LAT. 10' S.W. INTERCEPTOR  
 PROJ. 10' S.W. 1103  
 SHEET 1 OF 1