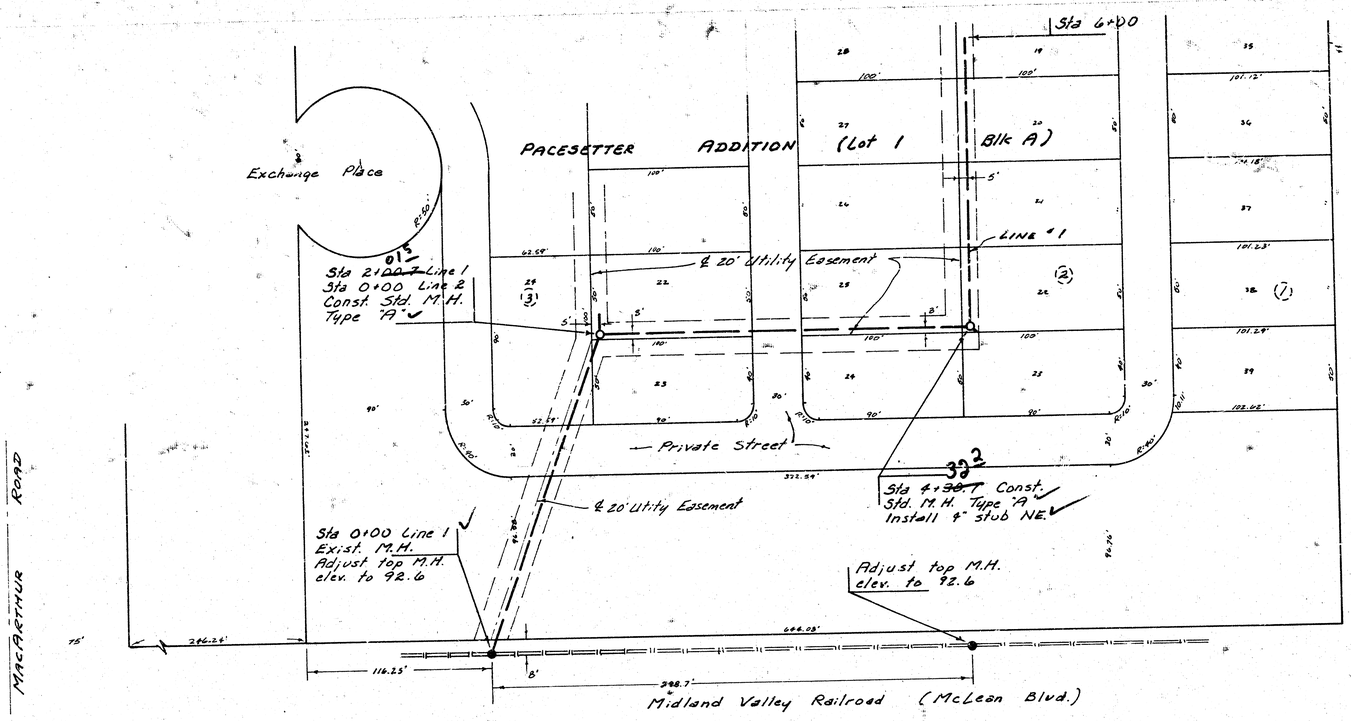

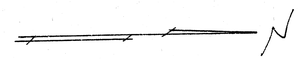

Scale Plan 1" = 40'
Profile 1" = 40' Horz.
1" = 5' Vert.

B.M. 91.28 Step Bench N.S. P.P. S.S. MacArthur Road and W.S. Mid. Valley Railroad.

B.M. 90.370 City Bench Mark disc. 86 ft. N. and 28.5 ft. W of Section corner at Seneca and MacArthur Rd.

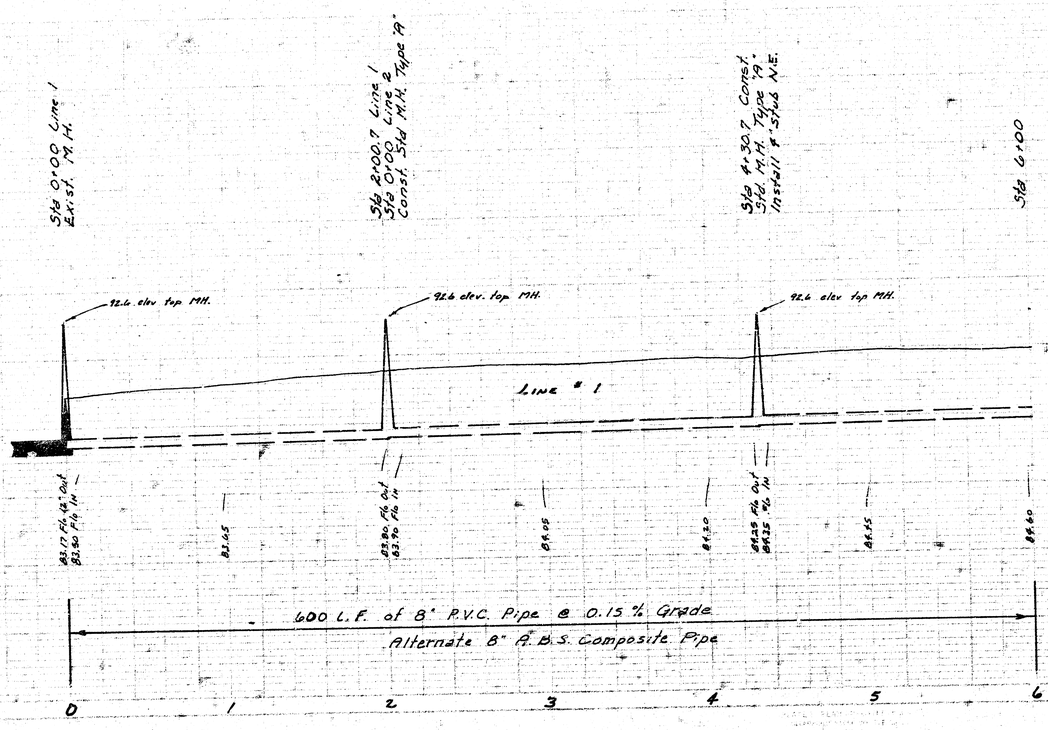

As Built
8-80
10/81

DONALD E. SCHMIDT
REGISTERED
6311
KANSAS
PROFESSIONAL ENGINEER

1/4

LAT 160, SW. INTERCEPTOR
CITY OF WICHITA
R.W. BRUGGEMAN
DIRECTOR OF ENGINEERING CITY ENGINEER
PROJ. NO. 468-76-245-81041-000-000-001

K4

Scale Plan 1" = 40'
Profile 1" = 40' Horz.
1" = 5' Vert.

Midland Valley Railroad (Median Blvd.)

N.E. corner Pacesetter Addn.

326.76'

Private Street

Recreation Area

Sta 6+00

Sta 8+00 Const. Std. M.H. Type 'A'

Sta 11+70 Const. Std. M.H. Type 'A'

Sta 15+32.7 Const. Std. M.H. Type 'A'

Sta 16+76 End and Plug Pipe

E 20' Utility Easement

LINE "1"

PACESETTER ADDITION

(Lot) Blk A)

Private Street

WL Benefit District

1425'

Sta 6+00

Sta 8+00 Const. Std. M.H. Type 'A'

Sta 11+70 Const. M.H. Type 'A'

Sta 15+32.7 Const. Std. M.H. Type 'A'

Sta 16+76 End and plug Pipe

95
90
85
80

92.6 elev top MH.

92.6 elev top MH.

92.6 elev top MH.

LINE "1"

84.40 84.75 84.90 M.H. 85.05 85.20 85.35 85.44 M.H. 85.50 85.65 85.80 85.95 85.55 Base M.H. 86.10 86.21

1067 L.F. of 8" P.V.C. Pipe @ 0.15 % Grade

Alternate 8" A.B.S. Composite Pipe

6 7 8 9 10 11 12 13 14 15 16

LAT 160 : SW INTERCEPTOR
468-76-245-81041-000-000-001

2/4

AS Built
8-30
10-21-81

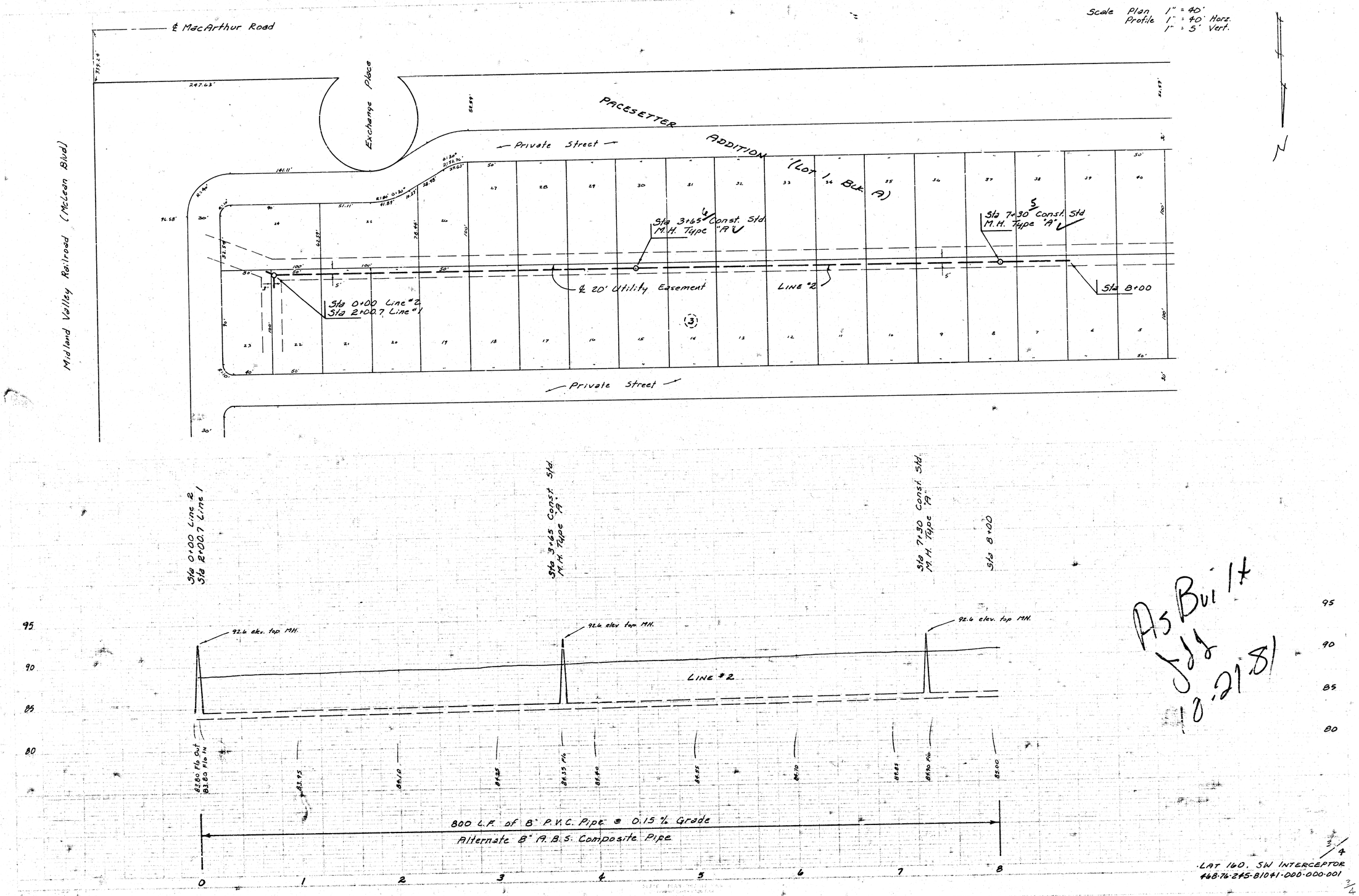

As Built
JJJ
10-21-81

LAT 160, SW INTERCEPTOR
468-76-245-81041-000-000-001

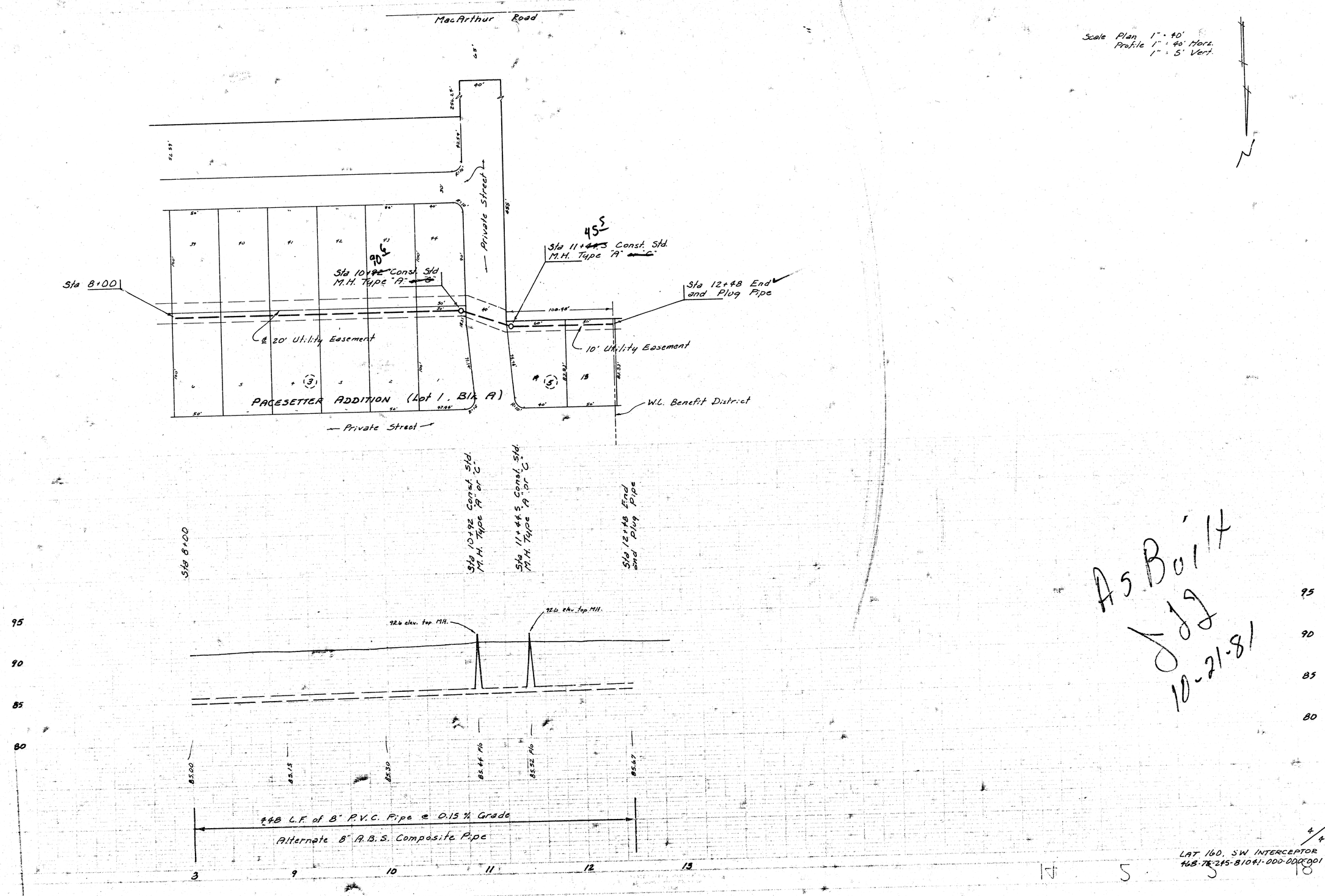

As Built
JJJ
10-21-81

4/4

LAT 160, SW INTERCEPTOR
468-76-245-81041-000-000-001

4/4