RIDGECREST ADDITION
BLOCKS 6, 7, 8, 9, 10, 11, 12 & 13

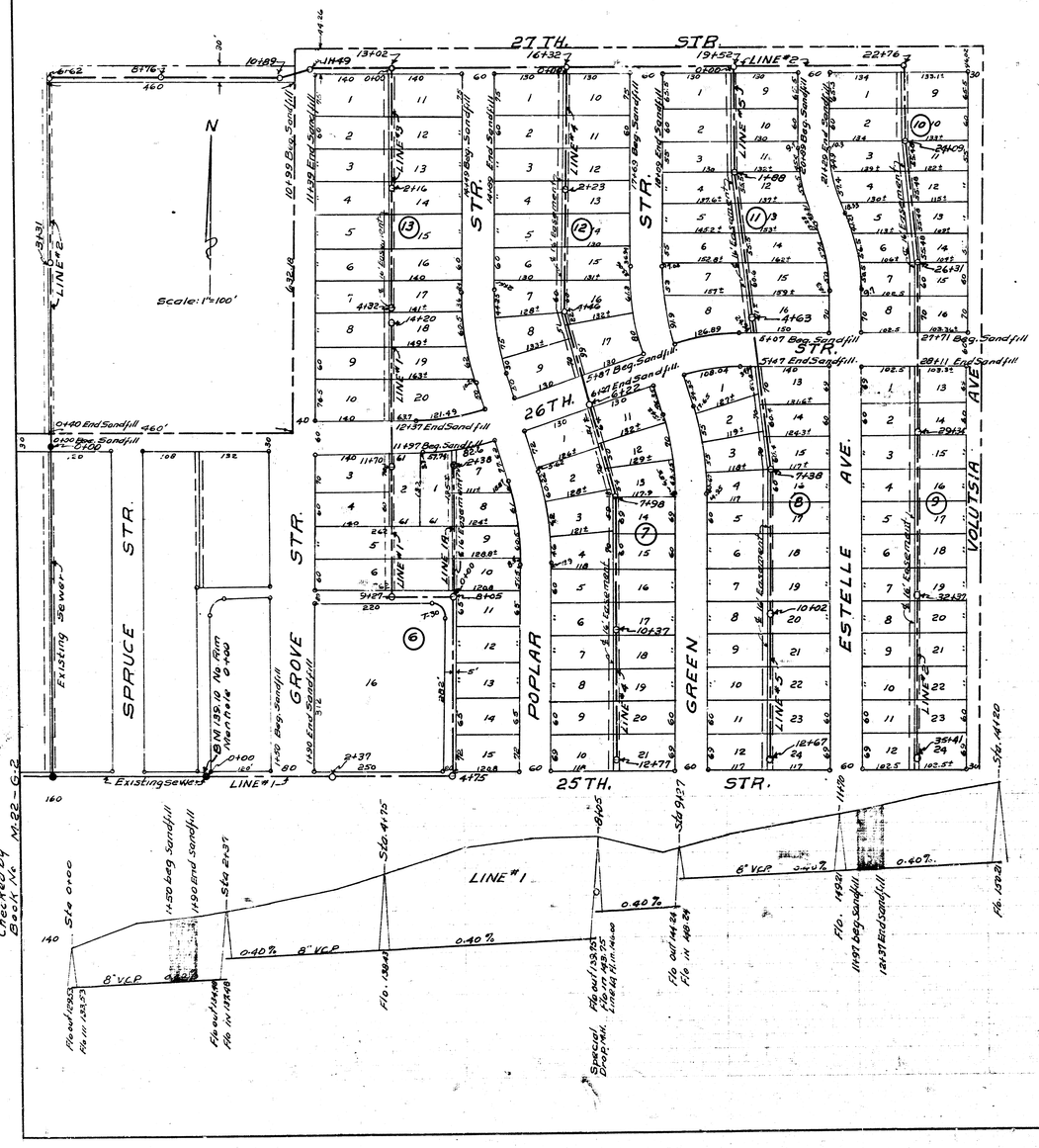

NOTE:
FIELD ENGINEER- ALL CRADLEING WILL BE ON LINEAL FOOT BASIS. INSPECTOR SHALL KEEP HIS RECORD ACCORDING.
ALL CRADLE SHALL SET BEFORE PROCEEDING WITH BACKFILL.

DEPTH OF BACKFILL OVER TOP OF PIPE	TRENCH WIDTH AT TOP OF PIPE 2'-0"	2'-3"	2'-6"
5			
6			
7			
8			
9			
10		TAMP	TAMP
11			
12			CRADLE
13	TAMP		
14			
15			
16		GRADLE	
17			
18			
19			
20			

BACKFILL CHART

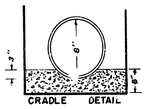

CRADLE DETAIL

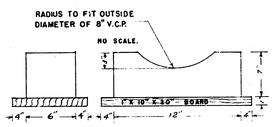

DETAIL OF PRECAST CONC. CRADLE SUPPORT.
CONC. BLOCK & PLANK TO BE PLACED UNDER EACH JOINT.

LAT. 31, DIST. T, SS #12
CITY OF WICHITA KANSAS
L.K. WHITE CITY ENGINEER
Proj. No. C-22-5

L.K. White - City Engineer
April 7-1952

1/2

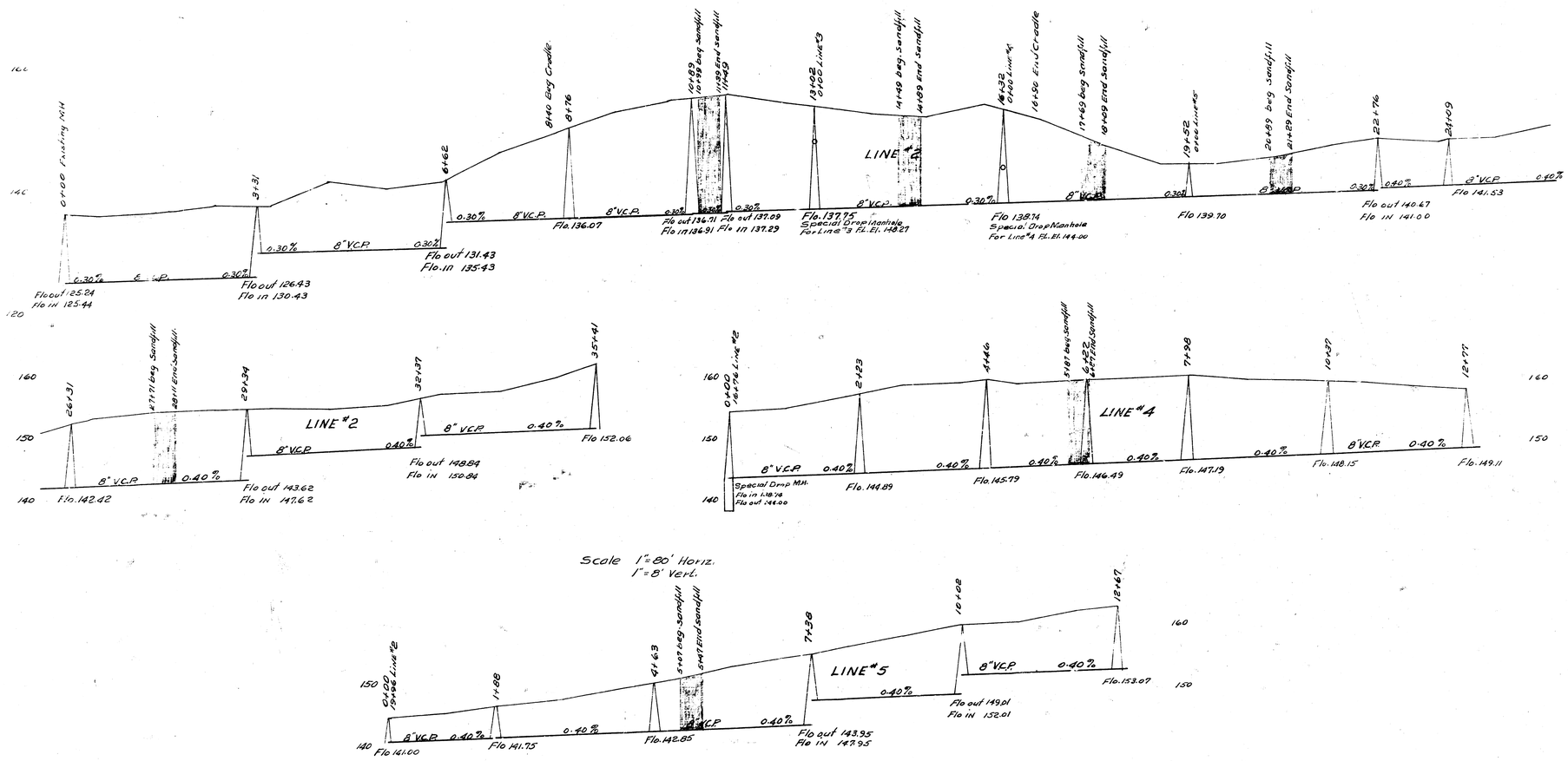

LAT. 31, DIST. T S.S. #12
CITY OF WICHITA KANSAS
J.K. WHITE CITY ENGINEER
Proj No. C-22-5

2