PUMPING STATION
TO SERVE
LAT. 2 SUB. 4 SAN. SEWER 22
CITY OF WICHITA
B.E. SMITH CITY ENGINEER
PROJ. NO. C29-66

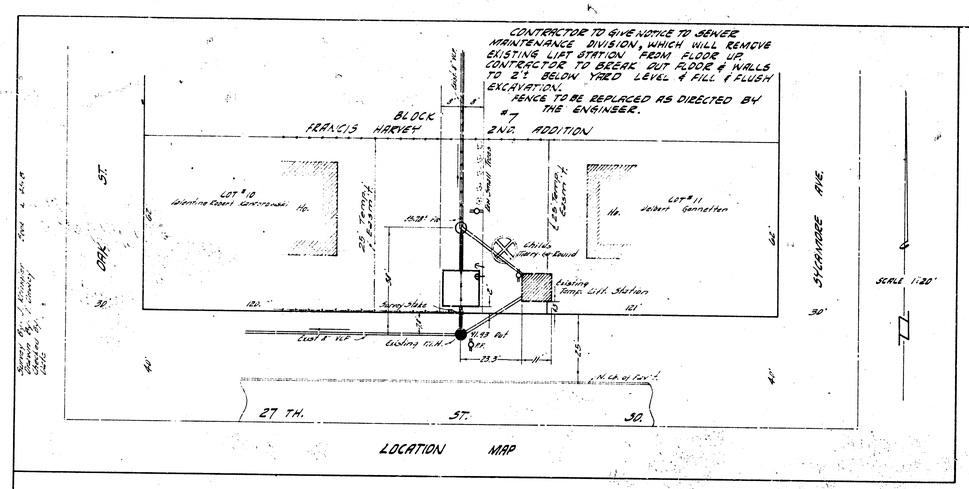

LOCATION MAP

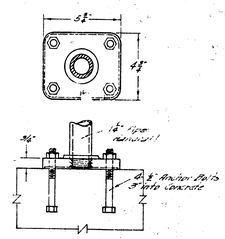

HANDRAIL FITTING DETAIL
Scale 3"=1'

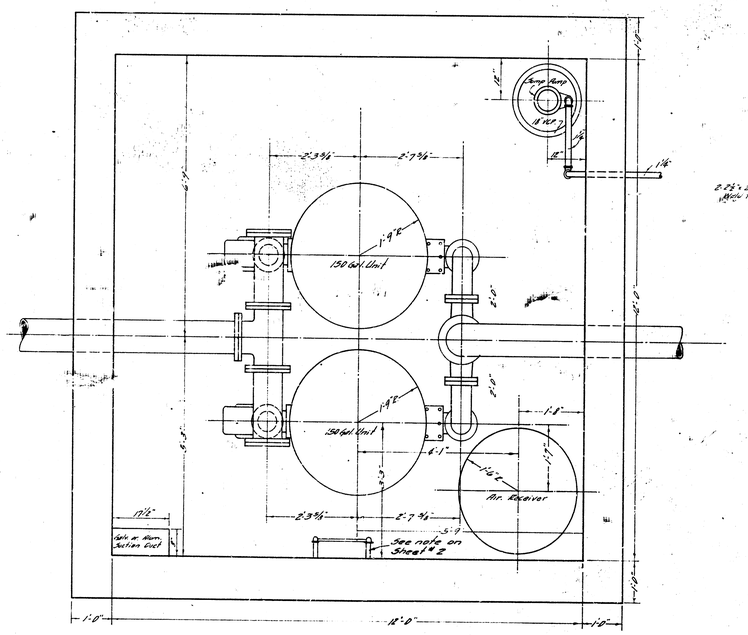

FLOOR PLAN
Scale 3/4"=1'

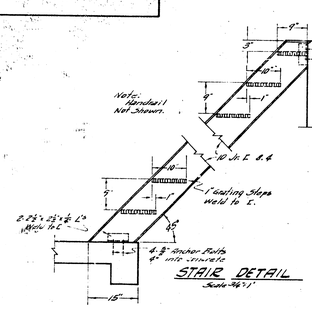

STAIR DETAIL
Scale 3/4"=1'

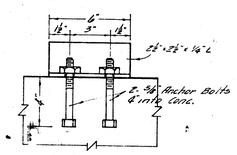

STAIR BRACKET DETAIL
No Scale

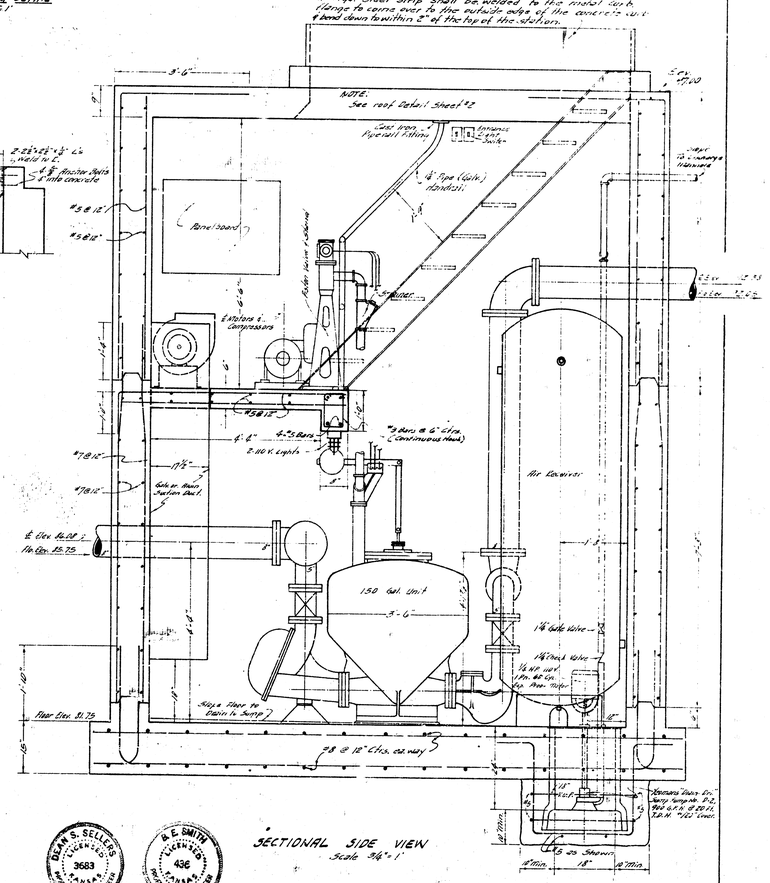

SECTIONAL SIDE VIEW
Scale 3/4"=1'

B.E. SMITH CITY ENGINEER MAR. 16, 1960

DEAN S. SELLERS LICENSED 3683 KANSAS PROFESSIONAL ENGINEER

B.E. SMITH LICENSED 436 KANSAS PROFESSIONAL ENGINEER

PUMPING STATION TO SERVE LAT. 2 SUB. 4 SAN. SEWER 22
PROJECT NO. C29-66 SHEET 1 OF 2

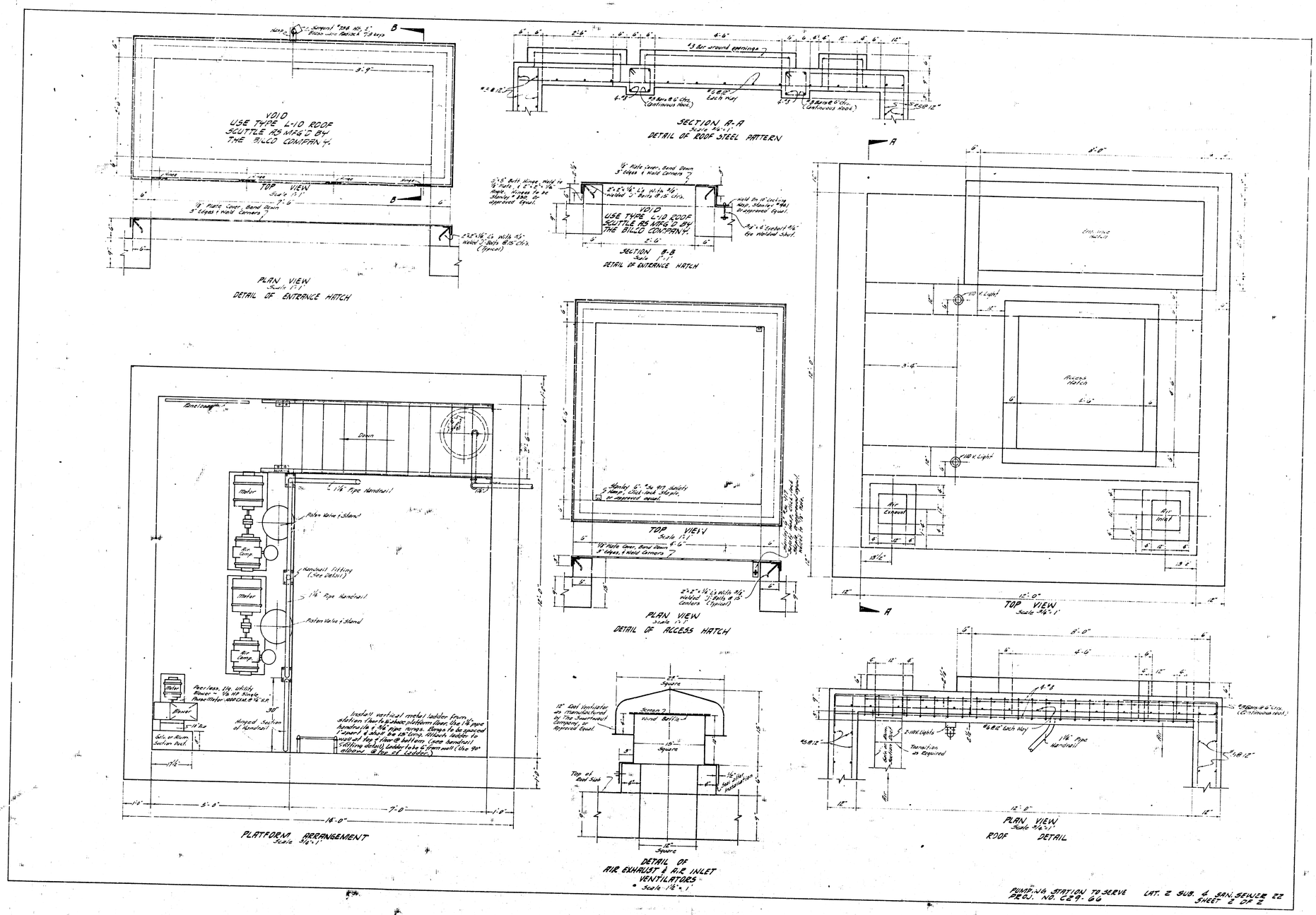
VOID
USE TYPE L-10 ROOF SCUTTLE AS MFG'D BY THE BILCO COMPANY.
TOP VIEW
PLAN VIEW
DETAIL OF ENTRANCE HATCH
SECTION A-A
DETAIL OF ROOF STEEL PATTERN
SECTION B-B
DETAIL OF ENTRANCE HATCH
TOP VIEW
PLAN VIEW
DETAIL OF ACCESS HATCH
TOP VIEW
PLATFORM ARRANGEMENT
DETAIL OF AIR EXHAUST & AIR INLET VENTILATORS
PLAN VIEW
ROOF DETAIL
PUMPING STATION TO SERVE
PROJ. NO. C29-66
LAT. 2 SUB. 4 SAN. SEWER 22
SHEET 2 OF 2