

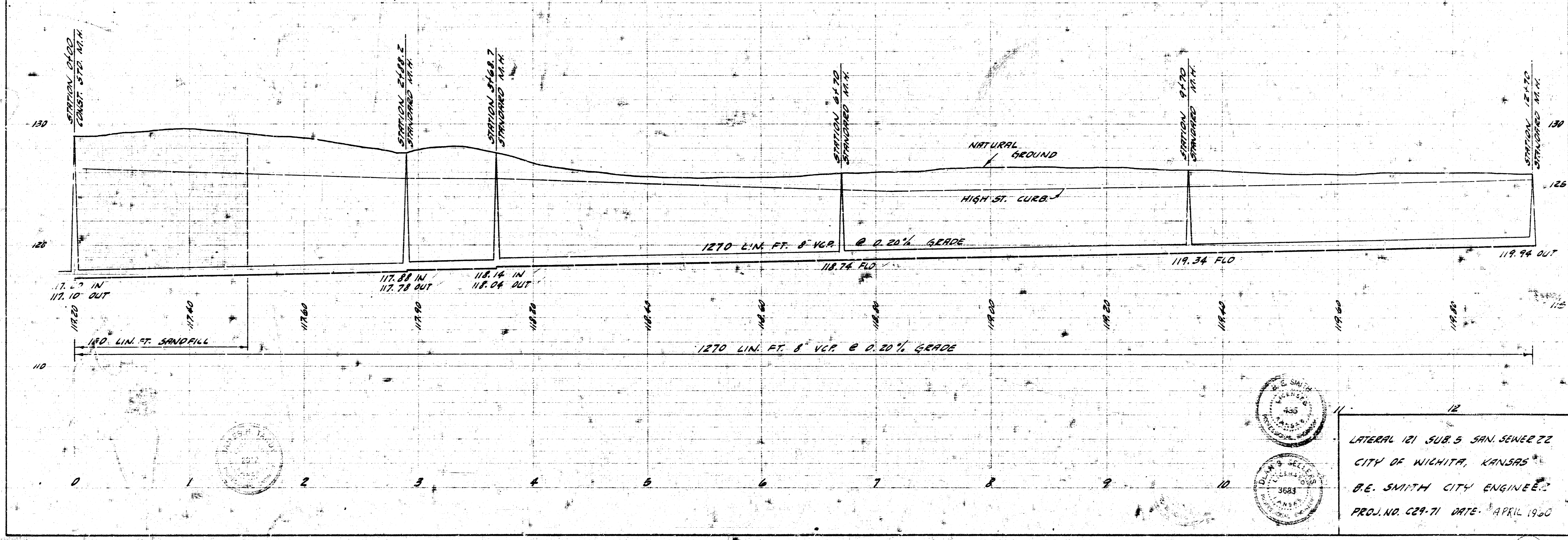


NOTE: REPLACE FENCES & CLOTHES LINE POLES.

B.M. 123.84 1/2" SPIKE N.E.P.P. NW. 13TH & HIGH.

PLAN SCALE 1"=40'  
PROFILE SCALE 1"=40' H.O.E., 1"=4' VERTICAL



LATERAL 121 SUB. 5 SAN. SEWER 22  
CITY OF WICHITA, KANSAS  
B.E. SMITH CITY ENGINEER  
PROJ. NO. 629-71 DATE: APRIL 1960