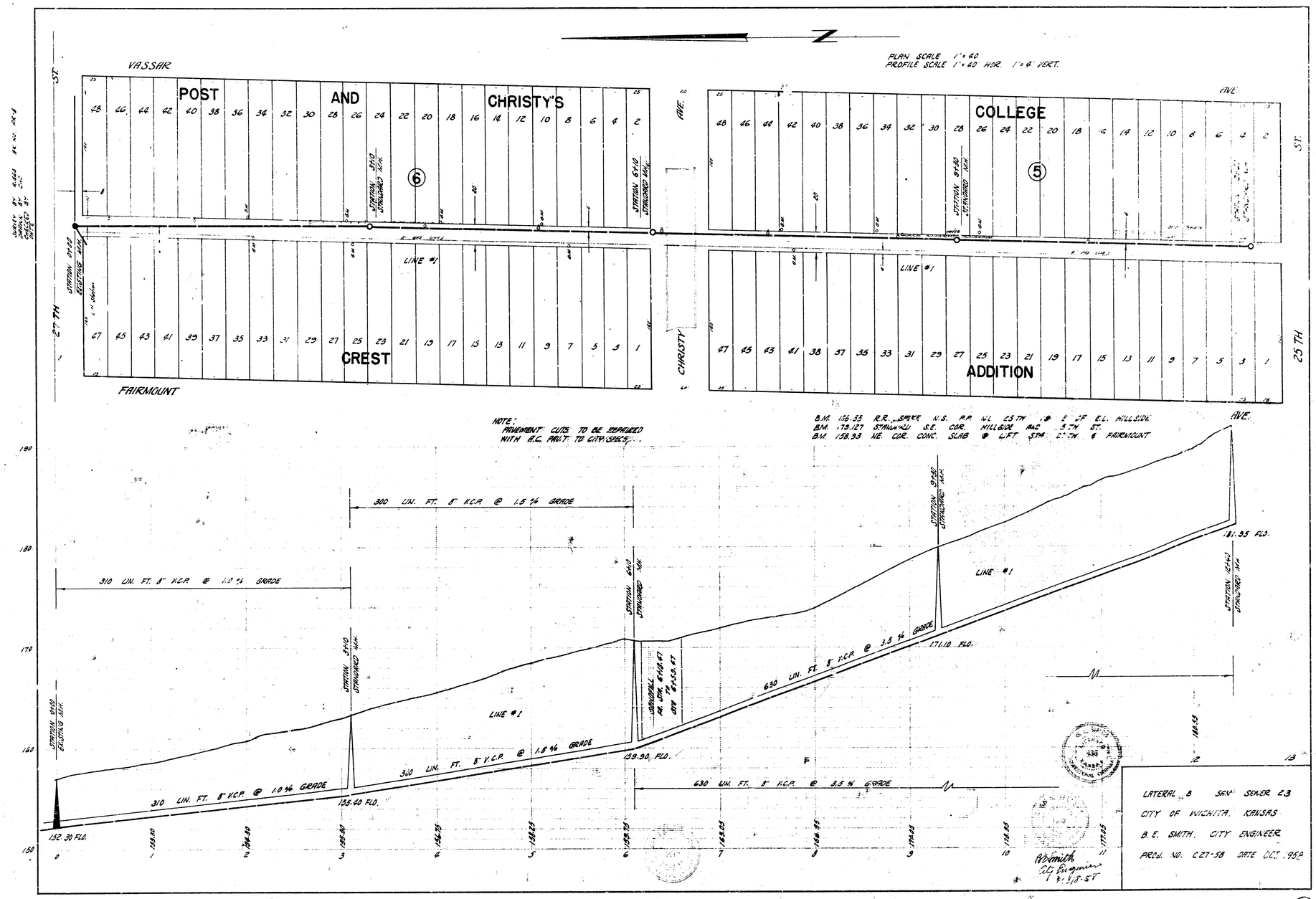
PLAN SCALE 1" = 40'
PROFILE SCALE 1" = 40' HOR. 1" = 4' VERT.
VASSAR
POST AND CHRISTY'S
COLLEGE
CREST
ADDITION
FAIRMOUNT
CHRISTY AVE.
27 TH ST.
25 TH ST.
LINE #1
STATION 0+00 EXISTING MH.
STATION 3+10 STRUCTURED MH.
STATION 6+10 STRUCTURED MH.
STATION 9+20 STRUCTURED MH.
STATION 12+43 STRUCTURED MH.
NOTE:
PAVEMENT CUTS TO BE REPAIRED WITH B.C. PAV'T. TO CITY SPECS.
B.M. 116.53 R.R. SPIKE N.S. P.P. W.L. 25 TH @ ℄ OF E.L. HILLSIDE AVE.
B.M. 119.127 STAMPED S.E. COR. HILLSIDE PAC. & 25 TH ST.
B.M. 158.93 NE. COR. CONC. SLAB @ W.F.T. STA. 27 TH & FAIRMOUNT
300 LIN. FT. 8" V.C.P. @ 1.5 % GRADE
310 LIN. FT. 8" V.C.P. @ 1.0 % GRADE
630 LIN. FT. 8" V.C.P. @ 3.5 % GRADE
152.30 FLO.
158.40 FLO.
159.90 FLO.
171.10 FLO.
181.95 FLO.
STANDPIPE AT STA. 6+10.67 OFF 7' 6+53.67 RT.
LATERAL B SAN. SEWER 23
CITY OF WICHITA, KANSAS
B. E. SMITH, CITY ENGINEER
PROJ. NO. C27-58 DATE OCT. 1958
B.E. Smith
City Engineer
1-8-58

1/3

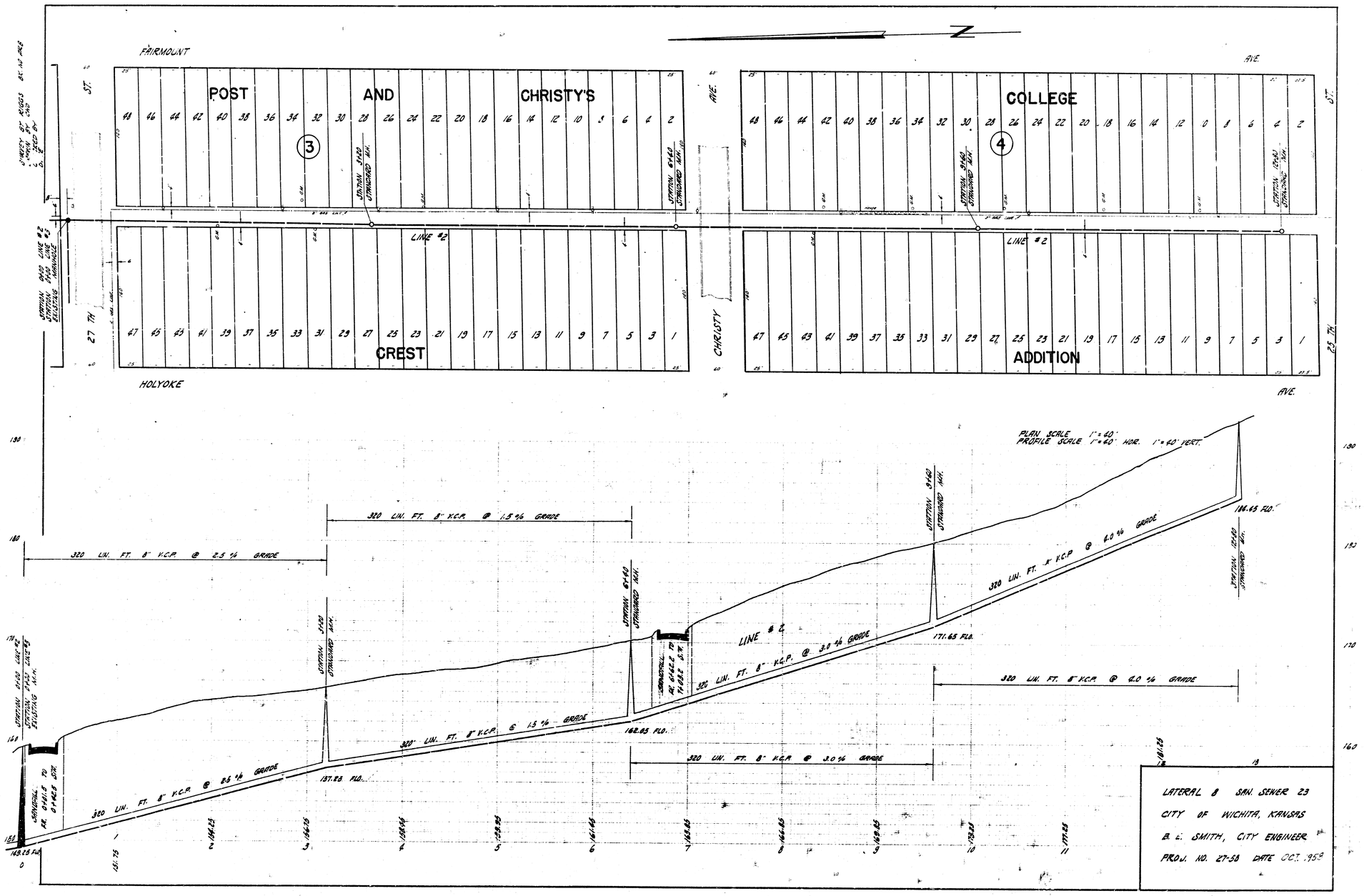
FAIRMOUNT
POST AND CHRISTY'S
COLLEGE
CREST
ADDITION
HOLYOKE
CHRISTY AVE.
27 TH ST.
25 TH ST.
LINE #2
STATION 0+00 STANDARD MH.
STATION 3+40 STANDARD MH.
STATION 6+40 STANDARD MH.
STATION 9+40 STANDARD MH.
STATION 12+40 STANDARD MH.
PLAN SCALE 1" = 40'
PROFILE SCALE 1" = 40' HOR. 1" = 40' VERT.
320 LIN. FT. 8" V.C.P. @ 2.5 % GRADE
320 LIN. FT. 8" V.C.P. @ 1.5 % GRADE
320 LIN. FT. 8" V.C.P. @ 3.0 % GRADE
320 LIN. FT. 8" V.C.P. @ 4.0 % GRADE
148.25 F.L.
151.75
154.25
156.75
158.75
161.25
163.25
165.25
167.25
169.25
171.25
173.25
151.25 F.L.
162.25 F.L.
171.65 F.L.
184.65 F.L.
LATERAL 8 SAN. SEWER 23
CITY OF WICHITA, KANSAS
B. L. SMITH, CITY ENGINEER
PROJ. NO. 27-58 DATE OCT. 1958
2/3

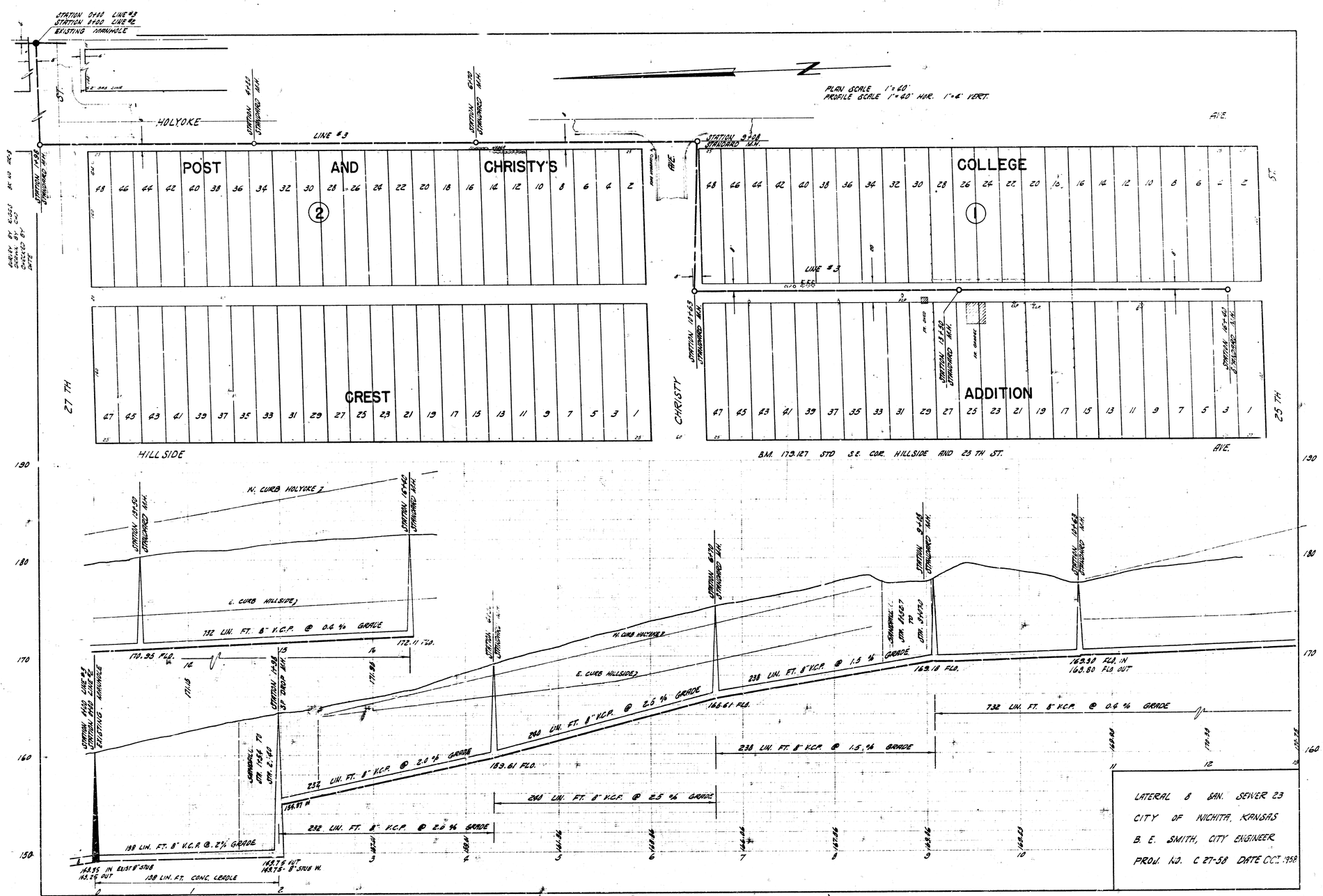
STATION 0+00 LINE #3
STATION 0+00 LINE #2
EXISTING MANHOLE
PLAN SCALE 1"=40'
PROFILE SCALE 1"=40' HOR. 1"=4' VERT.
HOLYOKE
ST.
LINE #3
POST AND CHRISTY'S
2
COLLEGE
1
CREST
ADDITION
CHRISTY
AVE.
27 TH
25 TH
HILL SIDE
B.M. 173.127 STD S.E. COR. HILLSIDE AND 23 TH ST.
N. CURB HOLYOKE
E. CURB HILLSIDE
132 LIN. FT. 8" V.C.P. @ 0.4 % GRADE
170.95 FLD.
172.11 FLD.
238 LIN. FT. 8" V.C.P. @ 1.5 % GRADE
162.18 FLD.
162.30 FLD. IN
163.80 FLD. OUT
732 LIN. FT. 8" V.C.P. @ 0.4 % GRADE
240 LIN. FT. 8" V.C.P. @ 2.5 % GRADE
163.61 FLD.
232 LIN. FT. 8" V.C.P. @ 2.0 % GRADE
164.97 FLD.
198 LIN. FT. 8" V.C.P. @ 2 % GRADE
138 LIN. FT. CONC. CRADLE
163.95 IN ELIST 8" STUB
163.25 OUT
LATERAL 8 SAN. SEWER 23
CITY OF WICHITA, KANSAS
B. E. SMITH, CITY ENGINEER
PROJ. NO. C 27-58 DATE OCT. 1958