LATERAL 20, MAIN 7, S.S. NO. 23

PROJECT NO.
468-76-245-80837-000-000-001

CITY OF WICHITA, KANSAS
DEAN SELLERS, ACTING CITY ENGINEER

NOTE: CONTRACTOR SHALL GIVE KANEB PETROLEUM PIPELINE COMPANY ADVANCE NOTICE PRIOR TO STARTING ANY WORK IN OR ADJACENT TO THEIR PIPELINE EASEMENT.

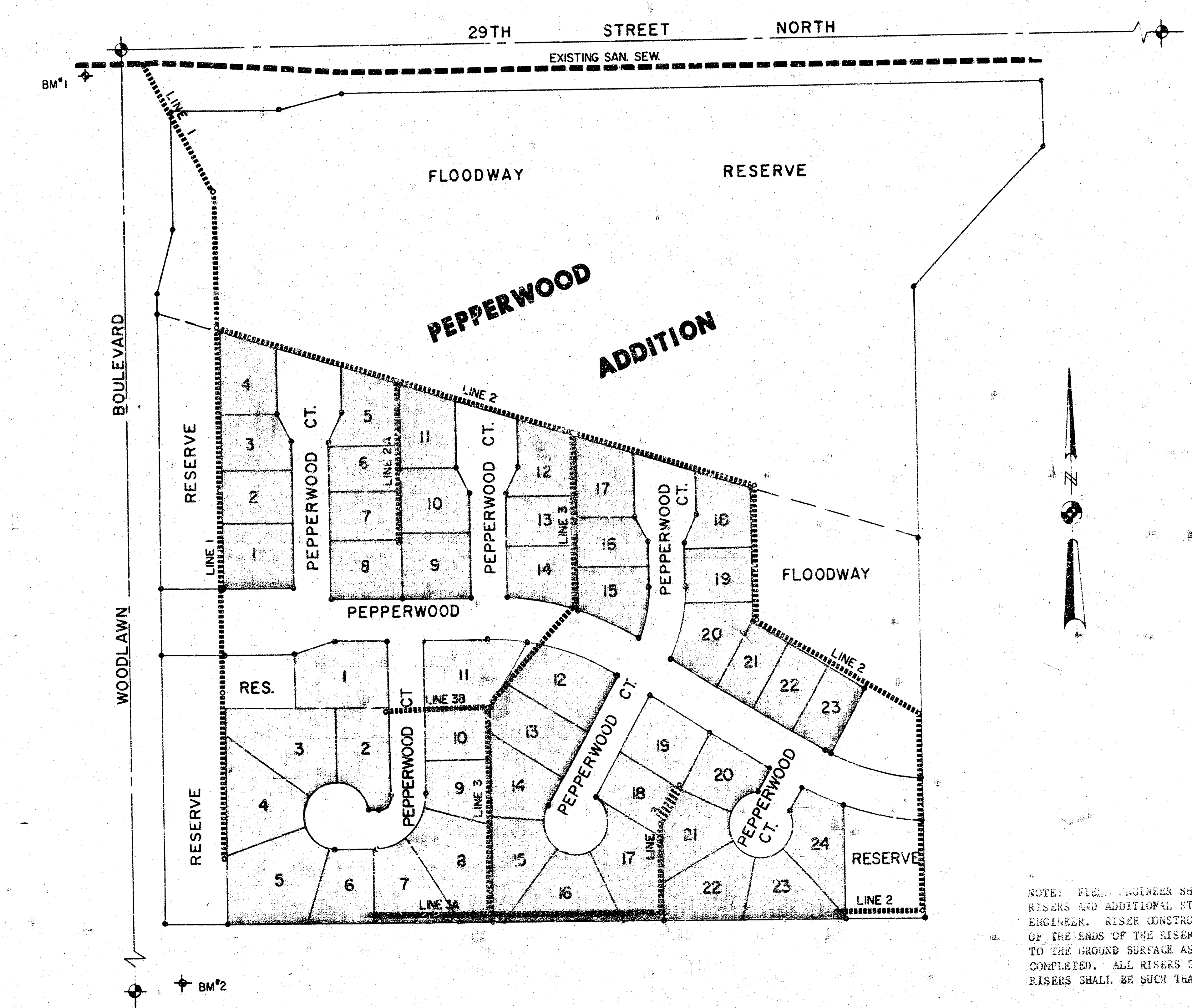
29TH STREET NORTH
EXISTING SAN. SEW.
BM#1
BM#2
LINE 1
LINE 2
LINE 2A
LINE 3
LINE 3A
LINE 3B
FLOODWAY
RESERVE
PEPPERWOOD ADDITION
WOODLAWN BOULEVARD
PEPPERWOOD CT.
PEPPERWOOD
RES.
N
1
2
3
4
5
6
7
8
9
10
11
12
13
14
15
16
17
18
19
20
21
22
23
24

INDEX TO DRAWINGS

SHEET NO.	DESCRIPTION
1	TITLE SHEET
2	LINE 1, LINE 2
3	LINE 2, LINE 2A, LINE 3
4	LINE 3A, LINE 3B

Kenneth H. Bright

As Built
9-81

NOTE: FIELD ENGINEER SHALL SET TOPS OF MANHOLES TO MATCH PROPOSED FINISHED GRADE AS DETERMINED BY THE DEVELOPER. RISERS AND ADDITIONAL STUBS SHALL BE INSTALLED ON THIS PROJECT TO SERVE INDIVIDUAL LOTS WHEN ORDERED BY THE FIELD ENGINEER. RISER CONSTRUCTION SHALL CONFORM TO THE REQUIREMENTS AS SHOWN ON STANDARD RISER DETAIL SHEET. LOCATIONS OF THE ENDS OF THE RISERS SHALL BE MARKED BY FASTENING GREEN PLASTIC COLORED TAPE TO THE END OF THE RISER AND BROUGHT TO THE GROUND SURFACE AS THE EXCAVATION IS BACKFILLED SUCH THAT THE COLORED TAPE WILL BE VISIBLE WHEN THE PROJECT IS COMPLETED. ALL RISERS SHALL BE CONSTRUCTED USING S.D.R. 23.5 A.B.S. OR P.V.C. PIPE. ELEVATIONS OF STUBS AND TOPS OF RISERS SHALL BE SUCH THAT WILL FACILITATE CONNECTION OF BASEMENT DRAINS WHEN THESE LOTS ARE DEVELOPED.

Van Doren - Hazard - Stallings
Architects • Engineers • Planners
Topeka Wichita Minneapolis

Sheet 1
of 1/4

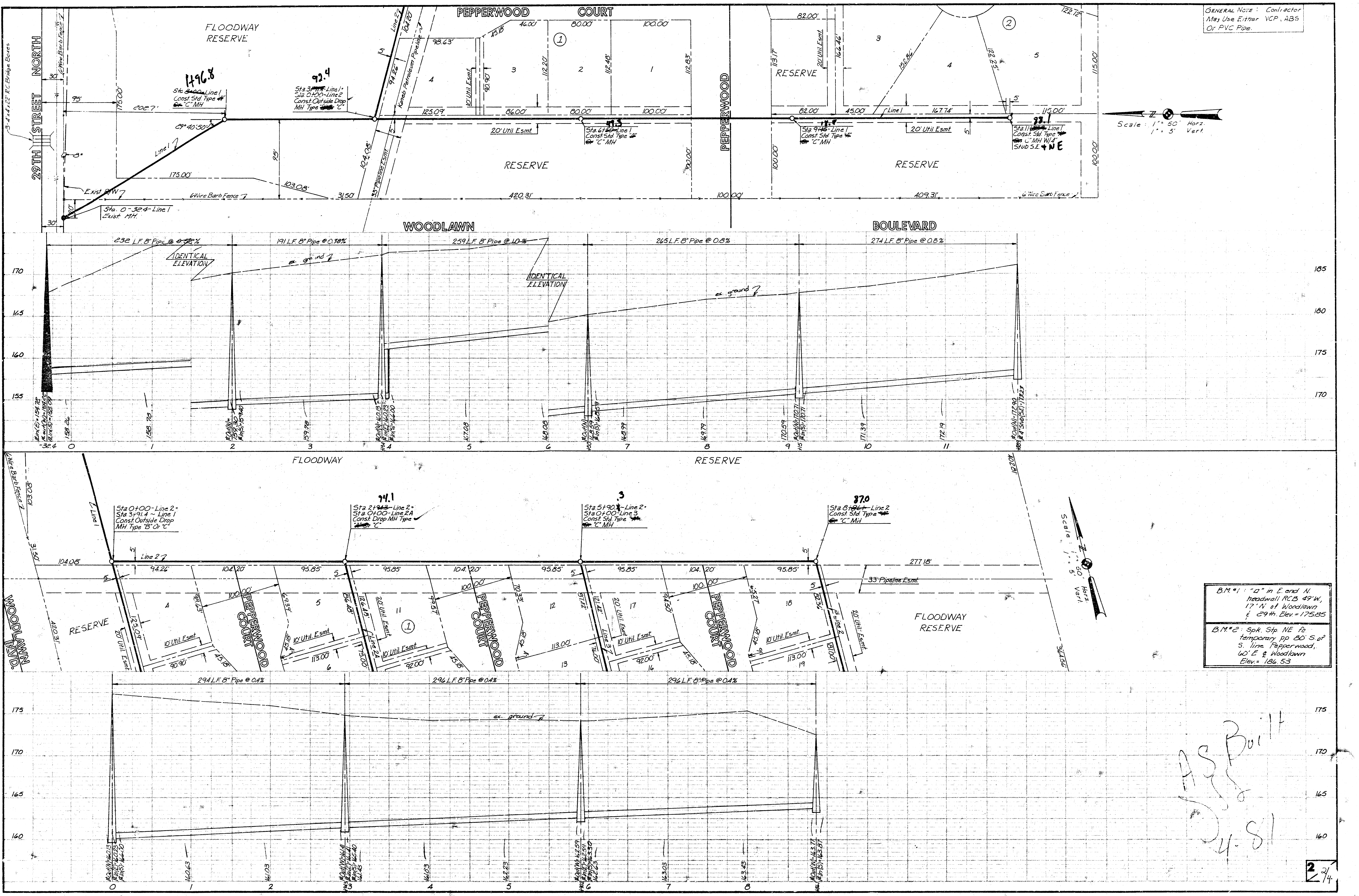
29TH STREET NORTH
3-4'x4'x22' R.C. Bridge Boxes
6-Wire Barb Fence
FLOODWAY RESERVE
1496.8
Sta. ~~3+00~~ Line 1
Const. Std. Type ~~"A"~~ ~~Or~~ "C" MH
92.4
Sta. 3+~~91.4~~ Line 1 =
Sta. 0+00 Line 2
Const. Outside Drop MH Type ~~"B" Or~~ "C"
Line 1
89°40'50"
202.7'
95'
175.00'
103.08'
31.50
Exist. R/W
Sta. 0-32.4 Line 1
Exist. MH.
Line 2
Kaneb Petroleum Pipeline
33' Pipeline Esmt.
104.08'
94.26'
104.20'
PEPPERWOOD COURT
①
②
RESERVE
20' Util. Esmt.
420.31'
100.00'
409.31'
6-Wire Barb Fence
49.3
Sta. 6+~~50~~ Line 1
Const. Std. Type ~~"A"~~ ~~Or~~ "C" MH
18.8
Sta. 9+~~15~~ Line 1
Const. Std. Type ~~"A"~~ ~~Or~~ "C" MH
93.1
Sta. 11+~~[illegible]~~ Line 1
Const. Std. Type ~~"A"~~ ~~Or~~ "C" MH W/4" Stub S.E. + NE
PEPPERWOOD
WOODLAWN
BOULEVARD
Scale: 1" = 50' Horz.
1" = 5' Vert.
232 L.F. 8" Pipe @ ~~0.52~~%
191 L.F. 8" Pipe @ 0.38%
259 L.F. 8" Pipe @ 1.0%
265 L.F. 8" Pipe @ 0.8%
274 L.F. 8" Pipe @ 0.8%
IDENTICAL ELEVATION
ex. ground
170
165
160
155
185
180
175
-32.4
0
1
2
3
4
5
6
7
8
9
10
11
FLOODWAY
RESERVE
Sta. 0+00 Line 2 =
Sta. 3+91.4 ~ Line 1
Const. Outside Drop MH Type "B" Or "C"
94.1
Sta. 2+~~94.3~~ Line 2 =
Sta. 0+00 Line 2A
Const. Drop MH Type ~~"A" Or~~ "C"
.3
Sta. 5+90.~~X~~ Line 2 =
Sta. 0+00 Line 3
Const. Std. Type ~~"A" Or~~ "C" MH
87.0
Sta. 8+~~96.~~ Line 2
Const. Std. Type ~~"A" Or~~ "C" MH
Line 2
94.26'
104.20'
95.85'
277.18'
33' Pipeline Esmt.
10' Util. Esmt.
20' Util. Esmt.
PEPPERWOOD COURT
WOODLAWN BLVD.
RESERVE
FLOODWAY RESERVE
Scale: 1" = 50' Horz.
1" = 5' Vert.
294 L.F. 8" Pipe @ 0.4%
296 L.F. 8" Pipe @ 0.4%
296 L.F. 8" Pipe @ 0.4%
ex. ground
175
170
165
160
0
1
2
3
4
5
6
7
8
As Built
5-4-81

GENERAL NOTE: Contractor May Use Either VCP, ABS Or PVC Pipe.

B.M. #1: "□" in E. end N. headwall RCB 49' W., 17' N of Woodlawn & 29th. Elev. = 175.85

B.M. #2: Spk. Stp. NE fc. temporary pp 80' S. of S. line Pepperwood, 60' E ℄ Woodlawn Elev. = 186.53

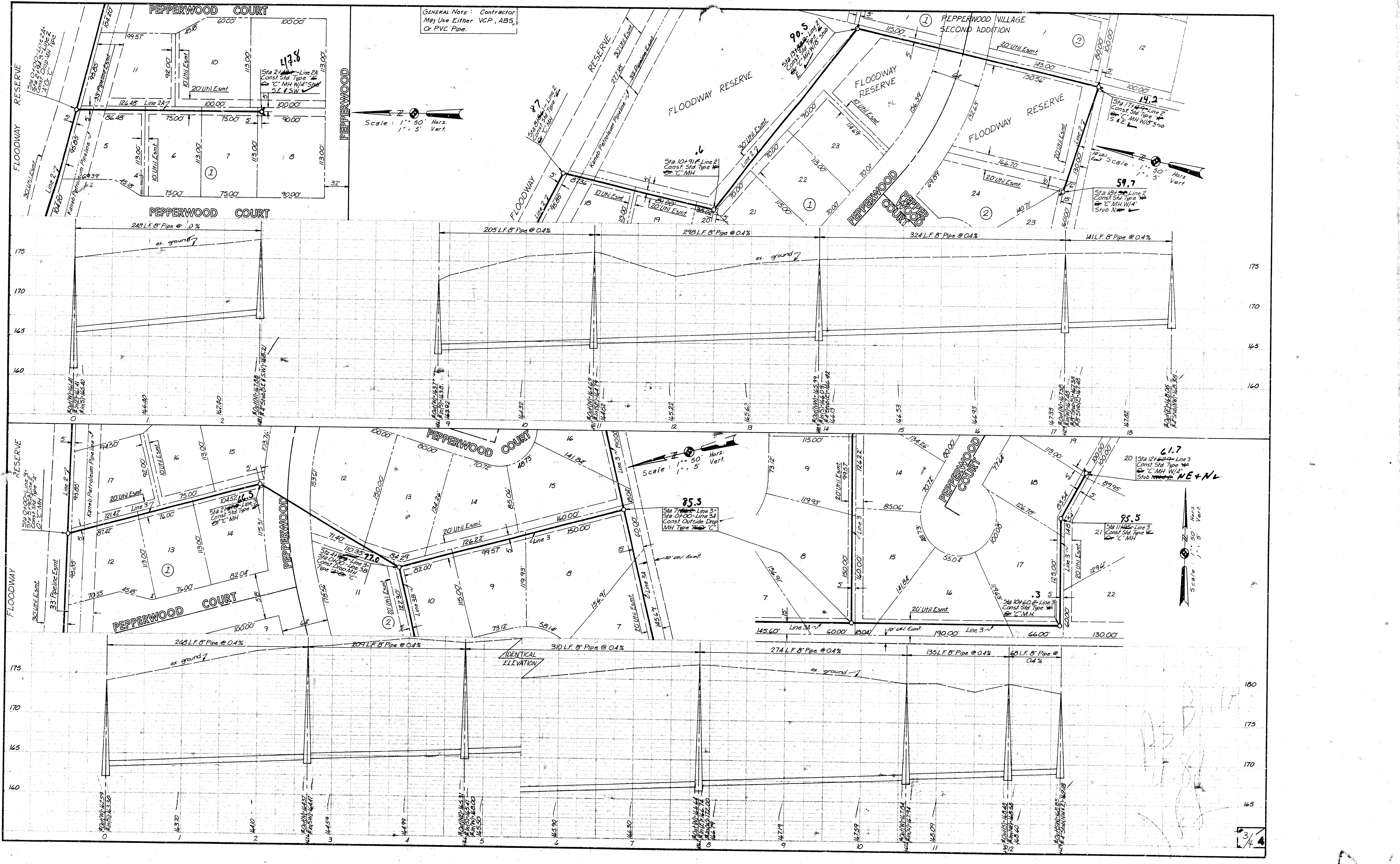
PEPPERWOOD COURT
FLOODWAY RESERVE
Sta 0+00-Line 2A=Sta 2+94.3-Line 2 Const. Drop MH Type "A" Or "C"
Line 2A
126.48'
86.48'
99.57'
45.18'
60.00'
100.00'
92.00'
113.00'
10'Util. Esmt.
20'Util. Esmt.
33' Pipeline Esmt.
30'Util. Esmt.
Kaneb Petroleum Pipeline
Line 2
95.85'
104.20'
69.39'
75.00'
90.00'
32'
5'
4'
47.8
Sta. 2+48 Line 2A Const. Std. Type "A" Or "C" MH W/4" Stub S.E. & S.W.
PEPPERWOOD
Scale : 1" = 50' Horz. 1" = 5' Vert.
RESERVE
FLOODWAY
277.18'
87
Sta. 8+18 Line 2 Const. Std. Type "A" Or "C" MH
87.36'
81.00'
35.02'
.6
Sta. 10+91 Line 2 Const. Std. Type "A" Or "C" MH
90.5
Sta. 13+88 Line 2 Const. Std. Type "A" Or "C" MH W/8" Stub E.
PEPPERWOOD VILLAGE SECOND ADDITION
115.00'
145.00'
150.56'
100.00'
80.00'
64'
156.39'
132.63'
114.69'
70.00'
70.01'
166.70'
69.89'
140.71'
130.00'
160.00'
14.2
Sta. 17+13 Line 2 Const. Std. Type "A" Or "C" MH W/8" Stub S. & E.
59.7
Sta. 18+54 Line 2 Const. Std. Type "A" Or "C" MH W/4" Stub N.
10' Util. Esmt.
PEPPER WOOD COURT
248 L.F. 8" Pipe @ .0 %
205 L.F. 8" Pipe @ 0.4%
298 L.F. 8" Pipe @ 0.4%
324 L.F. 8" Pipe @ 0.4%
141 L.F. 8" Pipe @ 0.4%
ex. ground
175
170
165
160
# Out(W)=161.41 # In(E)=161.41 # In(S)=165.40
166.80
167.40
# Out(N)=167.88 # 4" Stub (S.E. & S.W.)=168.21
# Out(W)=163.77 # In(S)=163.81 163.92
164.32
# Out(N)=164.69 # In(SE)=164.79 164.62
165.22
165.62
# Out(NW)=165.99 # In(S)=166.09 # 4" Stub(E)=166.42 166.13
166.53
166.93
167.33
# Out(N)=167.38 # In(W)=167.48 # 8" Stub(S)=167.38 # 8" Stub(E)=167.48
167.82
# Out(E)=168.05 # 4" Stub(NW)=168.38
0
1
2
9
10
11
12
13
14
15
16
17
18
Sta. 0+00-Line 3=Sta. 5+90-Line 2 Const. Std. Type "A" Or "C" MH
Line 3
121.42'
87.42'
76.00'
104.52'
103.76'
115.31'
82.04'
70.33'
94.50'
58'
66.5
Sta. 2+17 Line 3 Const. Std. Type "A" Or "C" MH
77.0
Sta. 4+76 Line 3= Sta. 0+00-Line 3B Const. Drop MH Type "A" Or "C"
71.40'
110.35'
84.29'
82.00'
126.22'
99.57'
160.00'
150.00'
153.61'
150.00'
134.26'
85.06'
70.72'
48.73'
141.84'
118.56'
122.30'
115.00'
119.93'
73.12'
58.14'
156.91'
145.67'
190.00'
18.04'
60.00'
Line 3B
Line 3A
85.5
Sta. 7+06 Line 3= Sta. 0+00-Line 3A Const. Outside Drop MH Type "A" Or "C"
10' Util. Esmt.
145.60'
190.00'
66.00'
130.00'
126.78'
77.64'
100.08'
55.04'
83.54'
14.8'
89.95'
129.61'
125.00'
.3
Sta. 10+60.2 Line 3 Const. Std. Type "A" Or "C" M.H.
95.5
Sta. 11+95 Line 3 Const. Std. Type "A" Or "C" MH
61.7
Sta. 12+62.9 Line 3 Const. Std. Type "A" Or "C" MH W/4" Stub NE + N
268 L.F. 8" Pipe @ 0.4%
209 L.F. 8" Pipe @ 0.4%
310 L.F. 8" Pipe @ 0.4%
274 L.F. 8" Pipe @ 0.4%
135 L.F. 8" Pipe @ 0.4%
68 L.F. 8" Pipe @ 0.4%
IDENTICAL ELEVATION
180
# Out(W)=162.59 # In(S)=163.30
163.70
164.10
# Out(N)=164.37 # In(SW)=164.47
164.59
164.99
# Out(NE)=165.31 # In(S)=165.41 # In(W)=168.00 165.50
165.90
166.30
# Out(N)=166.64 # In(E)=166.74 # In(W)=172.00 166.79
167.19
167.59
# Out(W)=167.84 # In(N)=167.94
168.09
# Out(S)=168.48 # In(NE)=168.58 168.60
# Out(SW)=168.85 # 4" Stub(NW & E)=169.18
3
4
5
6
7
8

GENERAL NOTE : Contractor May Use Either VCP, ABS Or PVC Pipe.

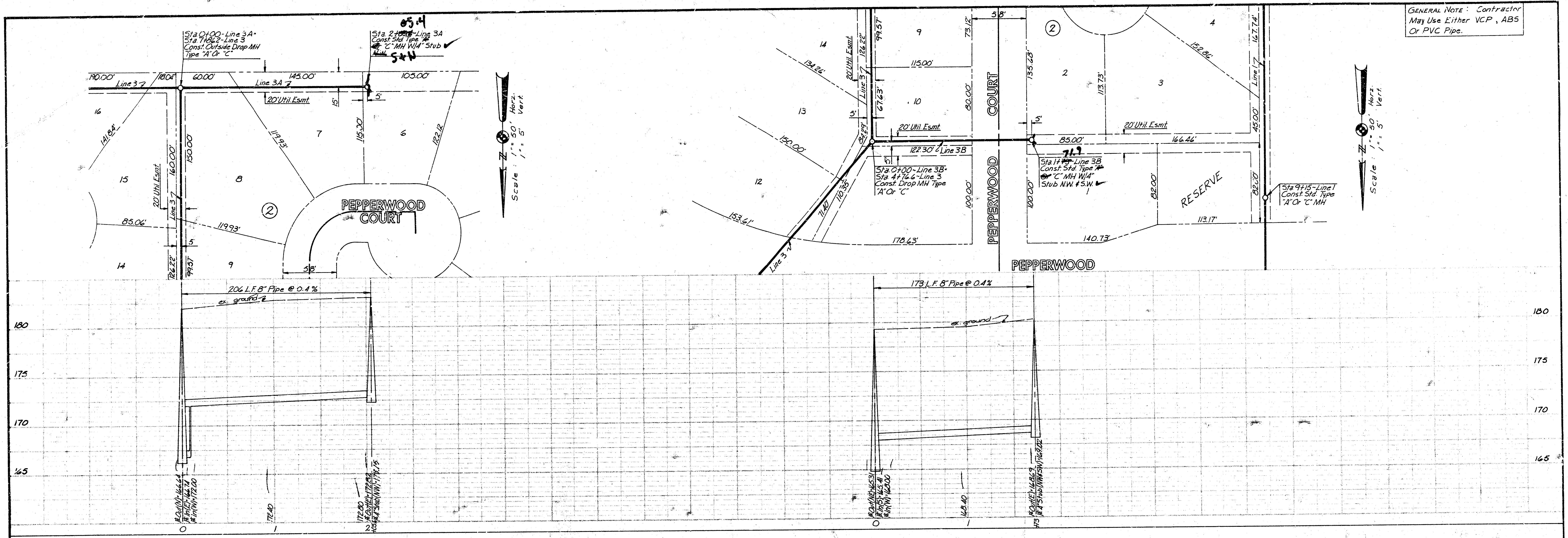
Sta. 0+00-Line 3A-
Sta. 7+86.2-Line 3
Const. Outside Drop MH
Type "A" Or "C"
05.4
Sta. 2+05 Line 3A
Const. Std. Type "A"
Or "C" MH W/4" Stub
S+N
190.00'
18.04'
60.00'
145.00'
105.00'
Line 3
Line 3A
20' Util. Esmt.
15'
5'
16
141.84'
119.93'
7
115.00'
6
122.12
15
160.00'
150.00'
8
20' Util. Esmt.
Line 3
②
PEPPERWOOD
COURT
85.06'
119.93'
5'
14
126.22'
99.57'
9
58'
Scale: 1" = 50' Horz. 1" = 5' Vert.
N
14
134.26'
20' Util. Esmt.
Line 3
126.22'
99.57'
9
73.12'
58'
115.00'
13
5'
67.63'
10
80.00'
COURT
135.68'
②
2
113.73'
3
4
152.86'
167.74'
Line 1
45.00'
20' Util. Esmt.
5'
84.29'
150.00'
122.30'
Line 3B
85.00'
166.46'
71.9
5'
Sta. 0+00-Line 3B-
Sta. 4+76.6-Line 3
Const. Drop MH Type
"A" Or "C"
Sta. 1+73 Line 3B
Const. Std. Type "A"
Or "C" MH W/4"
Stub N.W. & S.W.
1
12
110.35'
71.40'
100.00'
PEPPERWOOD
100.00'
82.00'
RESERVE
82.00'
Sta. 9+15-Line 1
Const. Std. Type
"A" Or "C" MH
153.61'
178.63'
140.73'
113.17'
Line 3
PEPPERWOOD
206 L.F. 8" Pipe @ 0.4%
ex. ground
173 L.F. 8" Pipe @ 0.4%
ex. ground
180
175
170
165
FL Out(N)=166.64
FL In(E)=166.74
FL In(W)=172.00
172.40
172.80
FL Out(E)=172.82
+05 FL 4" Stub (NW)=173.15
FL Out(NE)=165.31
FL In(S)=165.41
FL In(W)=168.00
168.40
FL Out(E)=168.69
+73 FL 4" Stub (NW & SW)=169.02
0
1
2
0
1

General Note: Contractor May Use Either VCP, ABS Or PVC Pipe.