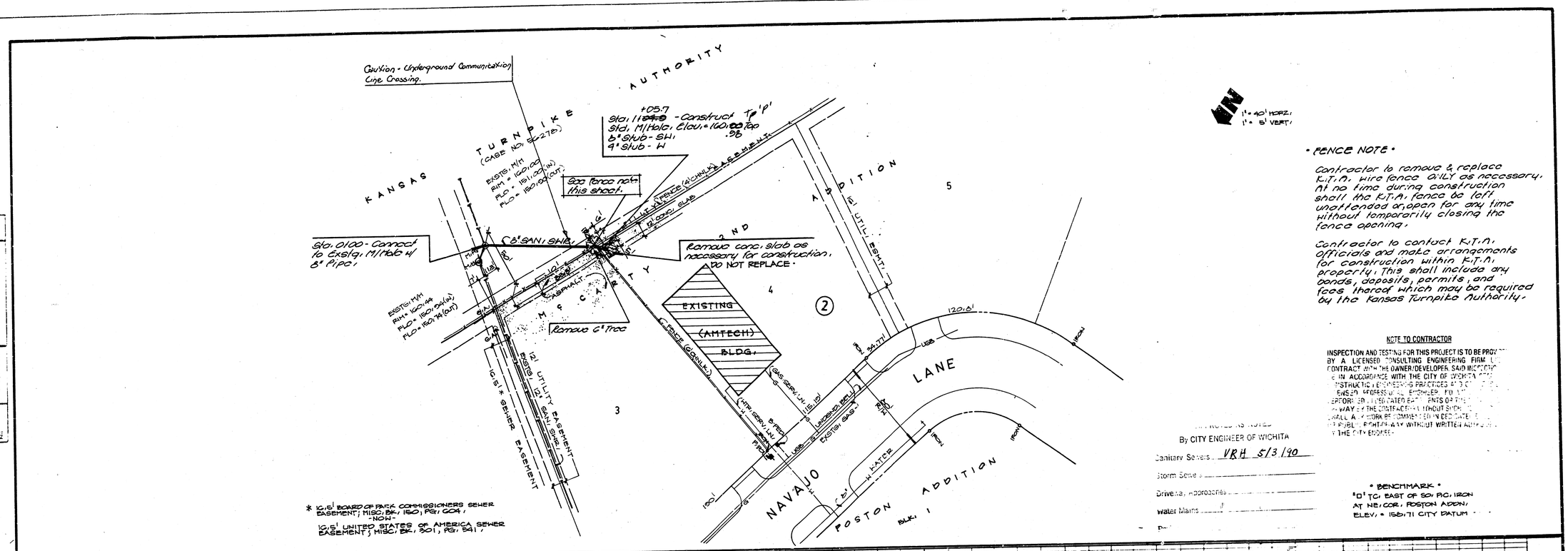

1" = 40' HORZ.
1" = 5' VERT.

• FENCE NOTE •

Contractor to remove & replace K.T.A. wire fence ONLY as necessary. At no time during construction shall the K.T.A. fence be left unattended or open for any time without temporarily closing the fence opening.

Contractor to contact K.T.A. officials and make arrangements for construction within K.T.A. property. This shall include any bonds, deposits, permits, and fees thereof which may be required by the Kansas Turnpike Authority.

NOTE TO CONTRACTOR

INSPECTION AND TESTING FOR THIS PROJECT IS TO BE PROV[illegible] BY A LICENSED CONSULTING ENGINEERING FIRM [illegible] CONTRACT WITH THE OWNER/DEVELOPER. SAID INSPECTI[illegible] IN ACCORDANCE WITH THE CITY OF WICHITA [illegible] CONSTRUCTION ENGINEERING PRACTICES AND [illegible] ENSURE PROPER USE BY ENGINEER. NO [illegible] BEFORE BEING INSPECTED BY [illegible] PARTS OF THE [illegible] WAY OR THE CONSTRUCTION WITHOUT SUCH [illegible] SHALL NOT BE COMMENCED UNTIL DATE [illegible] PUBLIC RIGHT-OF-WAY WITHOUT WRITTEN AUTH[illegible] THE CITY ENGINEER.

• BENCHMARK •
"D" TC; EAST OF SD; P.C.; IRON AT NE; COR.; POSTON ADDN;
ELEV. = 1561.71 CITY DATUM

APPROVED AS NOTED
By CITY ENGINEER OF WICHITA
Sanitary Sewers VRH 5/3/90
Storm Sewers
Driveways, approaches
Water Mains
Paving



Revised as built 6-20-90 TCB
PROJECT NO. 239PPS

N. BRENT WOOTEN LICENSED 9470 KANSAS PROFESSIONAL ENGINEER

Title
PRIVATE SANITARY SEWER
AMTECH SITE
LOT 4, BLK. 2
McCARTY 2nd ADDITION

1/2

BAUGHMAN COMPANY, P.A.
SURVEYING & ENGINEERING
316/262-7271 • 315 ELLIS • WICHITA, KANSAS 67211

Design:	Drawn:	Approved:	Date:	Scale:	Sheet
NBWOOTEN	SCHNY		FEB 90	NOTED	1 of 1

PLAN — SURVEYED / PLOTTED / DATE / BY / CHECKED / DATE / BY / SPECIFICATIONS CHECKED

PROFILE — PLOTTED / DATE / CHECKED / DATE / NOTE BOOK / No. / SPECIFICATIONS CHECKED

No.	DATE	BY	REVISION

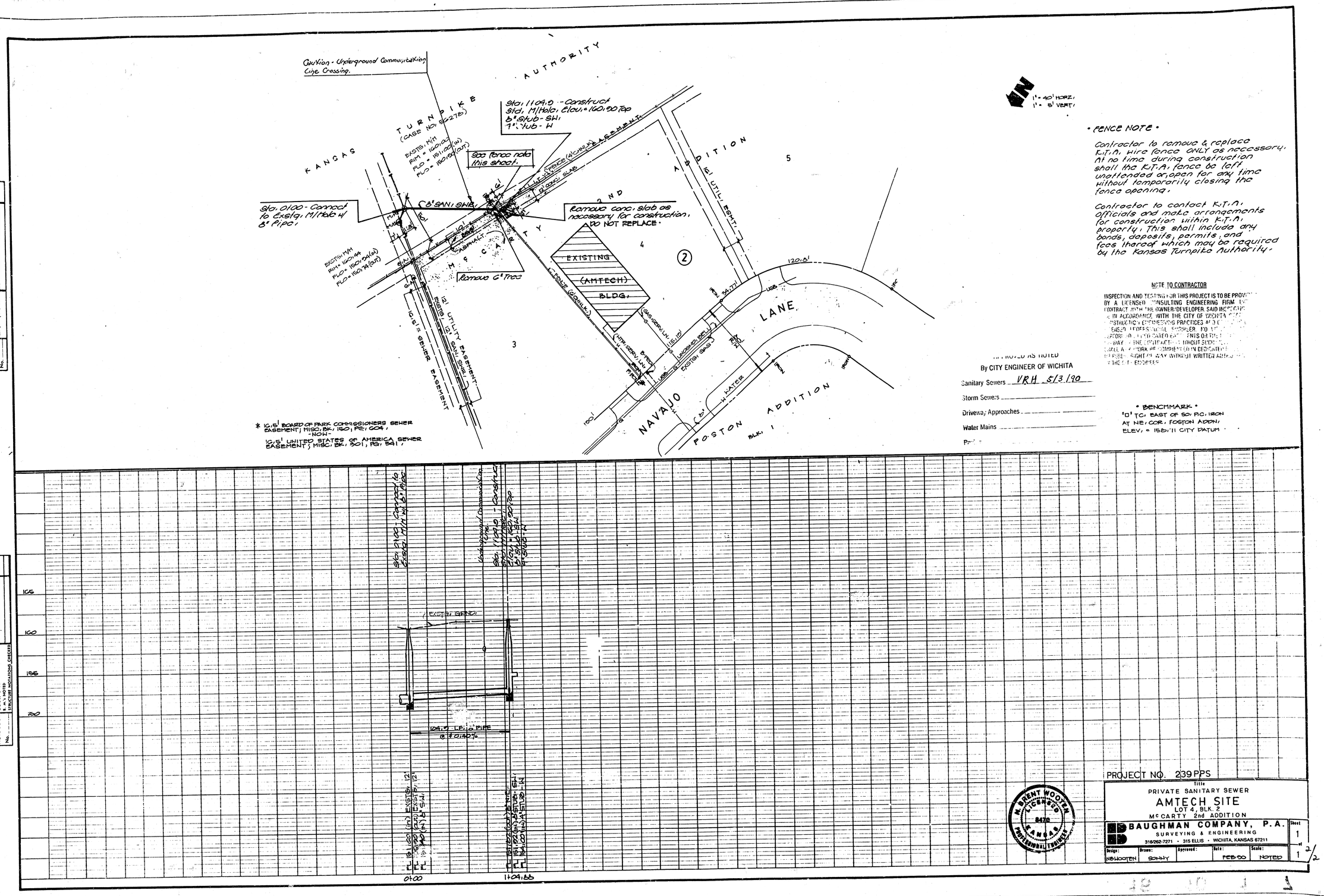
Caution - Underground Communication Line Crossing.
KANSAS TURNPIKE AUTHORITY
(CASE NO. 82-278)
Sta. 1109.0 - Construct std. M/Hole, Elev. = 160.90 Top
6" Stub - SW
7" Stub - W
See fence note this sheet.
Sta. 0100 - Connect to Existg. M/Hole w/ 8" Pipe.
8" SAN. SWR.
Remove conc. slab as necessary for construction. DO NOT REPLACE.
Remove 6" Tree
EXISTING (AMTECH) BLDG.
2ND ADDITION
McCARTY
NAVAJO
POSTON ADDITION
LANE
BLK. 1
12' UTIL. EASEMENT
12' UTILITY EASEMENT
16.5' SEWER EASEMENT
* 16.5' BOARD OF PARK COMMISSIONERS SEWER EASEMENT, MISC. BK. 150, PG. 604, - NOW -
16.5' UNITED STATES OF AMERICA SEWER EASEMENT, MISC. BK. 301, PG. 841,
1" = 40' HORZ.
1" = 5' VERT.
• FENCE NOTE •
Contractor to remove & replace K.T.A. wire fence ONLY as necessary. At no time during construction shall the K.T.A. fence be left unattended or open for any time without temporarily closing the fence opening.
Contractor to contact K.T.A. officials and make arrangements for construction within K.T.A. property. This shall include any bonds, deposits, permits, and fees thereof which may be required by the Kansas Turnpike Authority.
NOTE TO CONTRACTOR
INSPECTION AND TESTING FOR THIS PROJECT IS TO BE PROVIDED BY A LICENSED CONSULTING ENGINEERING FIRM UNDER CONTRACT WITH THE OWNER/DEVELOPER. SAID INSPECTION IS IN ACCORDANCE WITH THE CITY OF WICHITA CONSTRUCTION ENGINEERING PRACTICES AND DESIGN STANDARDS. NO WORK SHALL BE PERFORMED ON DEDICATED EASEMENTS OR RIGHT-OF-WAY - THE CONTRACTOR SHALL WITHOUT SUPERVISION. ALL WORK TO BE COMMENCED IN DEDICATED EASEMENTS OR PUBLIC RIGHT-OF-WAY WITHOUT WRITTEN APPROVAL OF THE CITY ENGINEER.
APPROVED AS NOTED
By CITY ENGINEER OF WICHITA
Sanitary Sewers VRH 5/3/90
Storm Sewers
Driveway Approaches
Water Mains
Parks
• BENCHMARK •
"D" TC, EAST OF SD. P.C. IRON AT NE. COR. FOSTON ADDN. ELEV. = 1581.11 CITY DATUM
PLAN NOTE BOOK No. SURVEYED PLOTTED COMPUTED CHECKED AS-BUILT CHECKED BY
DATE BY
PROFILE NOTE BOOK No. SURVEYED PLOTTED COMPUTED CHECKED S.M.'s NOTED STRUCTURE INSTALLATIONS CHECKED
DATE BY
165
160
155
150
EXISTG. GRND.
124.9' L.F. 10" PIPE @ +0.40%
Sta. 0100 - Connect to Exist. M/H w/ 8" Pipe
Underground Communication
Sta. 1109.0 - Construct Std. M/H w/ 6" Stub - SW & 7" Stub - W
FL = 151.00 (in) EXISTG. 12" FL = 150.00 (out) EXISTG. 12" FL = 151.00 (in) 4" S.M.
FL = 157.22 (out) 4" S.M. FL = 157.22 (in) 6" STUB - SW FL = 157.22 (in) 7" STUB - W
0+00
1+09.88
PROJECT NO. 239 PPS
Title
PRIVATE SANITARY SEWER
AMTECH SITE
LOT 4, BLK. 2
McCARTY 2nd ADDITION
BAUGHMAN COMPANY, P.A.
SURVEYING & ENGINEERING
316/262-7271 • 315 ELLIS • WICHITA, KANSAS 67211
Design: NBWOOTEN
Drawn: BDHALY
Approved:
Date: FEB 90
Scale: NOTED
Sheet 1 of 1 2/2
N. BRENT WOOTEN LICENSED 8470 KANSAS PROFESSIONAL ENGINEER