Sanitary Sewer Extension for Brittain Machine

Quantities			
Item	Description	Unit	Quantity
1	Vitrified Clay Pipe	LF	144
2	Special Type "A" MH	Ea	1

All other work shall be incidental to installation of above.

STEVEN E. ANDERSON LICENSED 5200 KANSAS PROFESSIONAL ENGINEER

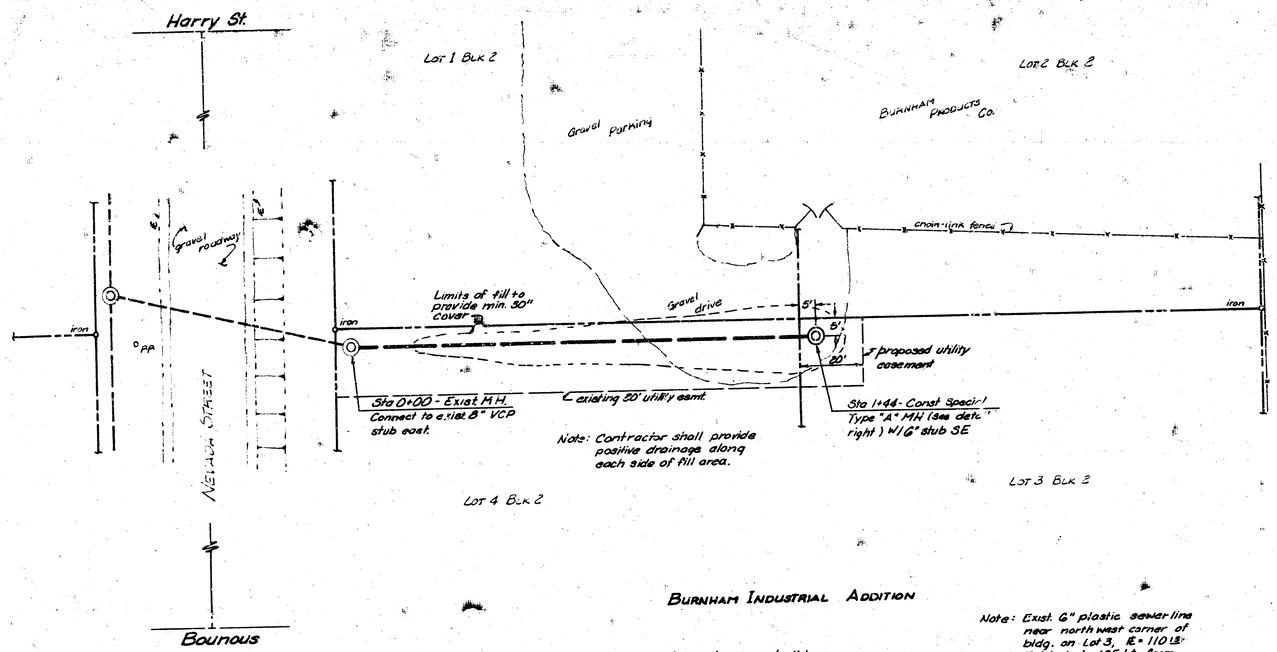

Note: Contractor shall provide positive drainage along each side of fill area.

Note: Contractor shall be responsible for utility locations prior to construction.

Note: Exist. 6" plastic sewer line near northwest corner of bldg. on Lot 3, E=1101.8'. Exist. drain 125'± from proposed MH.

SCALE: 1"=20' HORIZ. 1"=5' VERT.

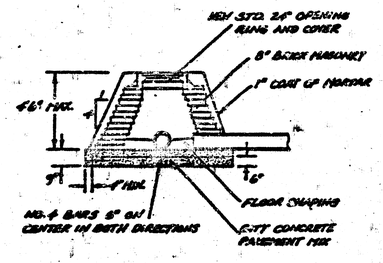

SPECIAL MANHOLE "TYPE A"

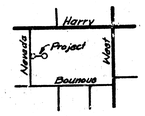

Location Map

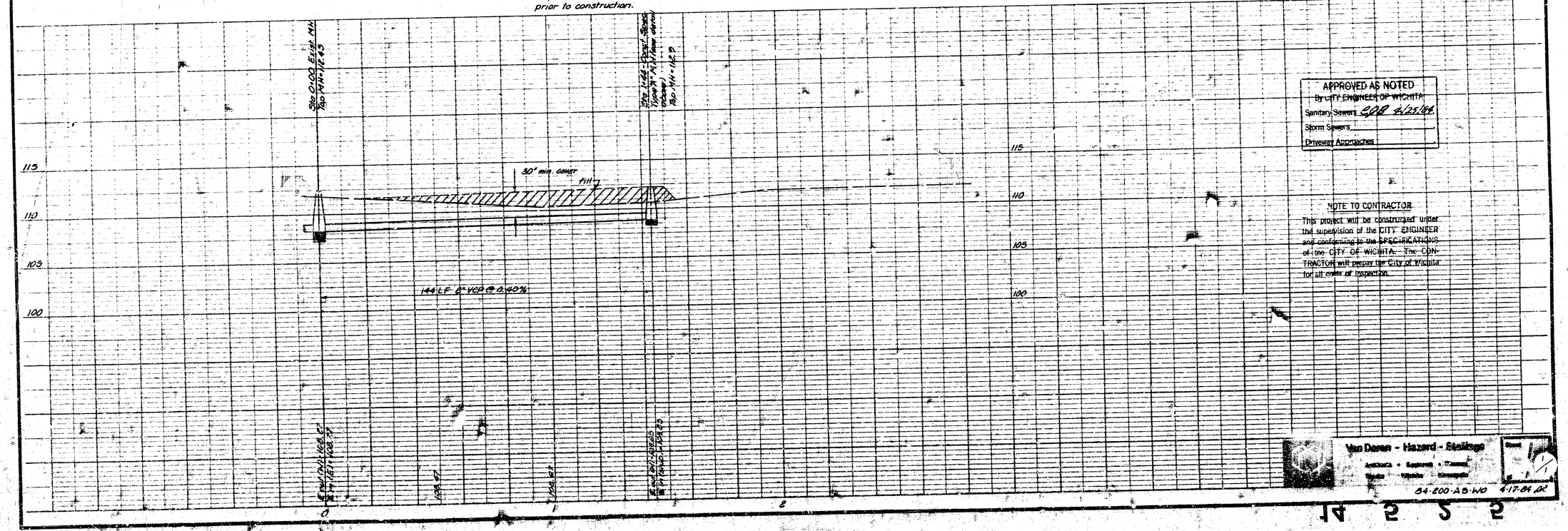

APPROVED AS NOTED
By CITY ENGINEER OF WICHITA
Sanitary Sewers 208 4/25/84
Storm Sewers
Driveway Approaches

NOTE TO CONTRACTOR

This project will be constructed under the supervision of the CITY ENGINEER and conforming to the SPECIFICATIONS of the CITY OF WICHITA. The CONTRACTOR will prepay the City of Wichita for all costs of inspection.

Van Doren - Hazard - Stallings
Architects · Engineers · Planners
Wichita · Kansas · Kansas City

84-200-AB-WO 4-17-84 AC

Sheet 1 of 1

vha 81