


PLAN SURVEYED
 CHECKED
 NOTED
 NO.

PROFILE SURVEYED
 CHECKED
 NOTED
 NO.



TYPICAL PIPE CONNECTION DETAIL FOR LINED MANHOLES

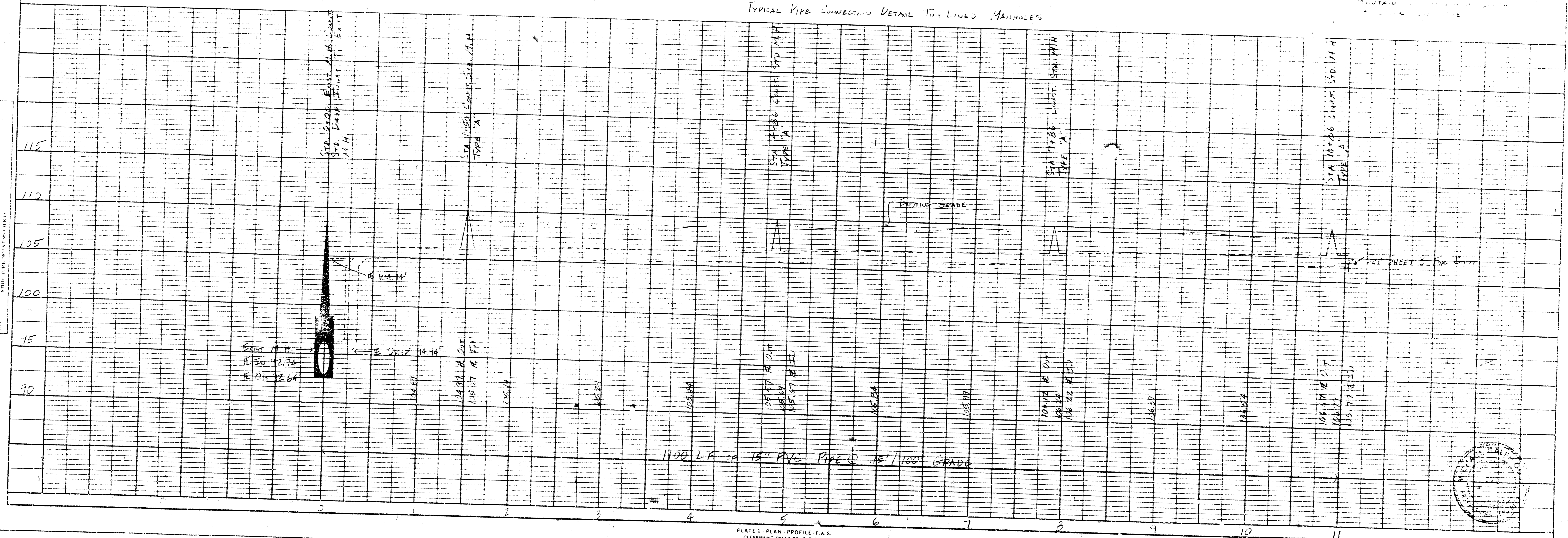


PLATE 1 - PLAN - PROFILE F.A.S.
 CLEARPRINT PAPER CO. 5 1/2 CAL.
 NO. 10001

REVISION 46276-205-200-200-200-200
 SHEET 2 OF 5

FILMED FROM THE BEST

PLAN
 DRAWN BY: _____ DATE: _____
 CHECKED BY: _____ DATE: _____
 NOTE BOOK ALIGNMENT CHECKED
 BY: _____ DATE: _____
 NO. _____

PROFILE
 DRAWN BY: _____ DATE: _____
 CHECKED BY: _____ DATE: _____
 NOTE BOOK PROFILE CHECKED
 BY: _____ DATE: _____
 NO. _____

SCALE: 1" = 50' HORIZ.
 1" = 5' VERT.

NOTE: CONTRACTOR SHALL REMOVE
 EXCESS EXCAVATED MATERIAL TO
 MAINTAIN 35' MINIMUM DEPTH
 OF COVER ON PIPE

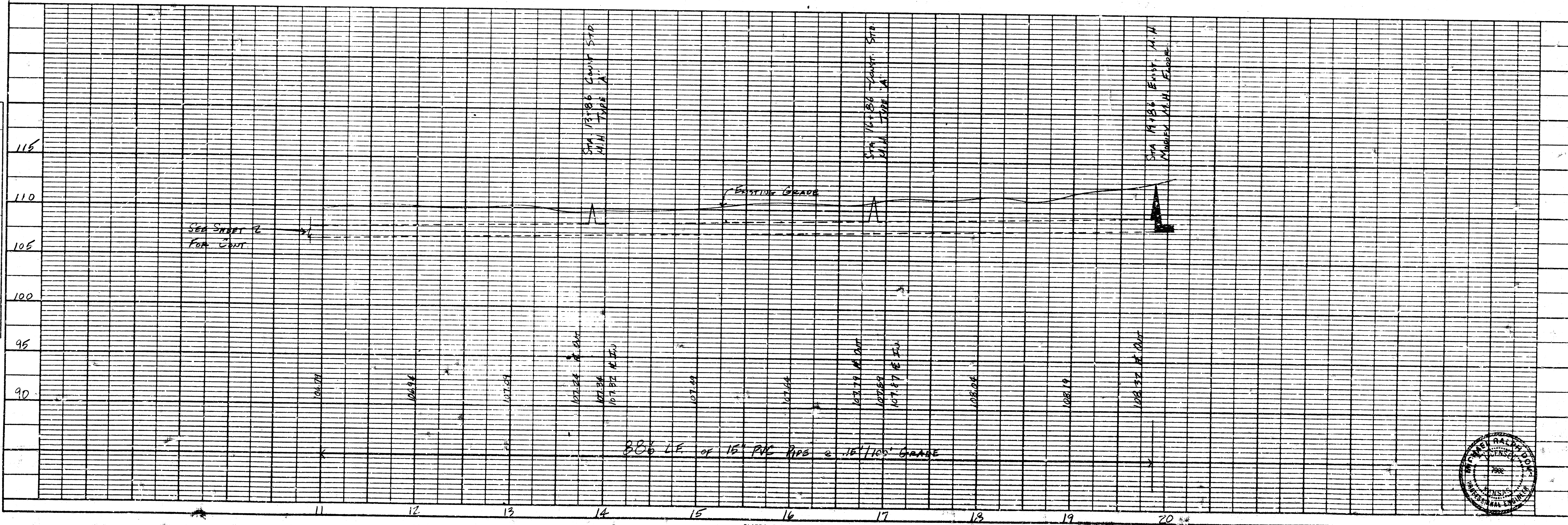


PLATE 1 - PLAN - PROFILE - P.A.S.
 CLEARPRINT PAPER CO. & P. CO.
 NO. 1000-1



17 Proj No 468-76-245-3-22-000-15
 SHEET 3 OF 3

PRINTED FROM THE BEST