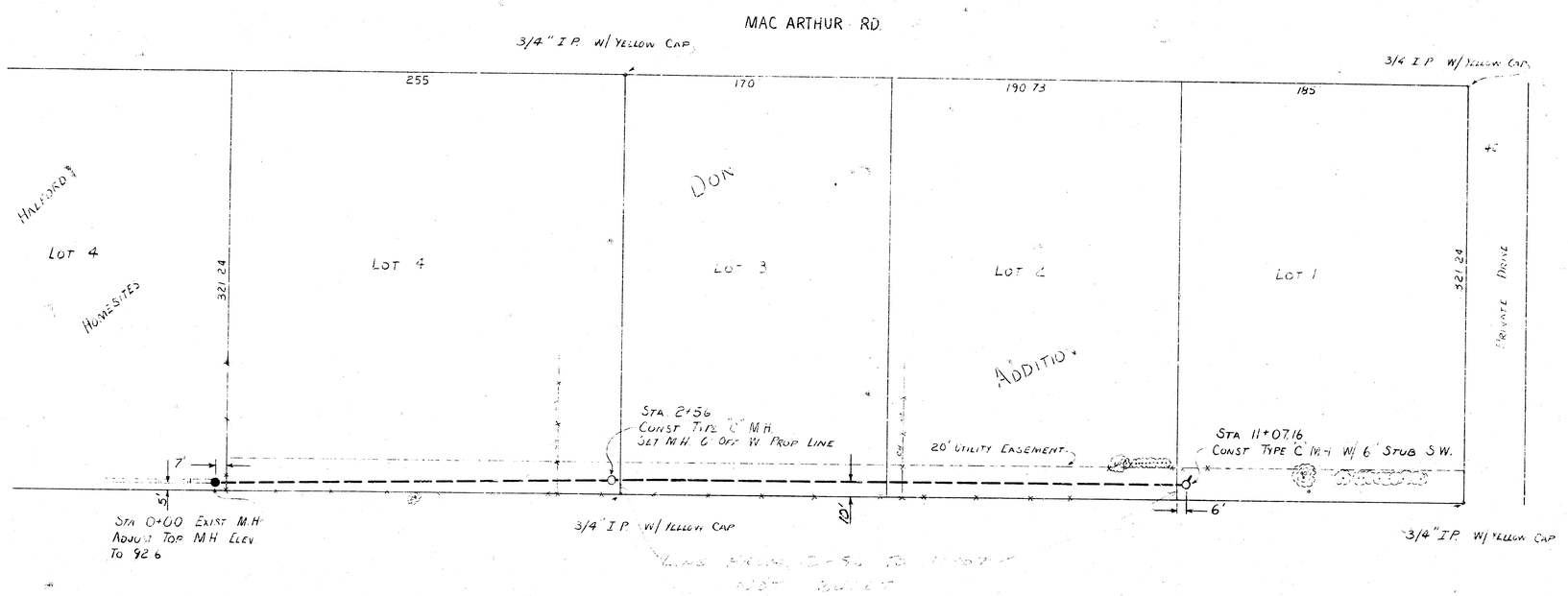

SCALE 1" = 40'

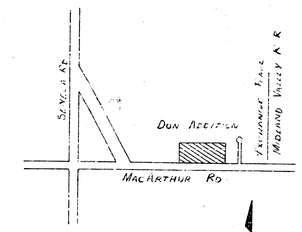

BM 9128 STEP BENCH N.S. P.P. S.S. MAC ARTHUR RD AND W.S. MID. VALLEY RAILROAD

BM 90.370 CITY SCRATCH MARK DISC 86 FT. N AND 28.5 FT. W. OF SECTION CORNER AT SENECA AND MACARTHUR

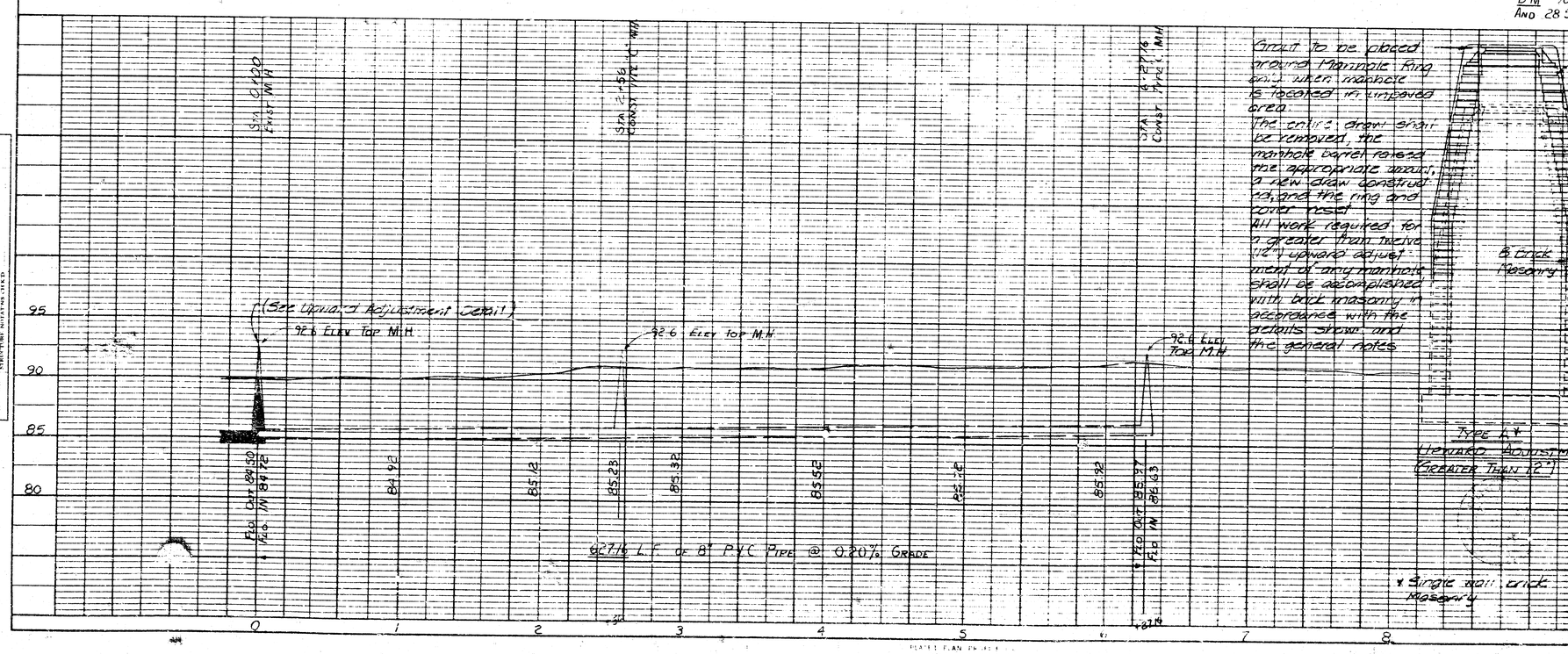

Grout to be placed around manhole ring only when manhole is located in unpaved area.
The entire drain shall be removed, the manhole barrel raised the appropriate amount, a new drain constructed, and the ring and cover reset.
All work required for a greater than twelve (12") upward adjustment of any manhole shall be accomplished with brick masonry in accordance with the details shown and the general notes.

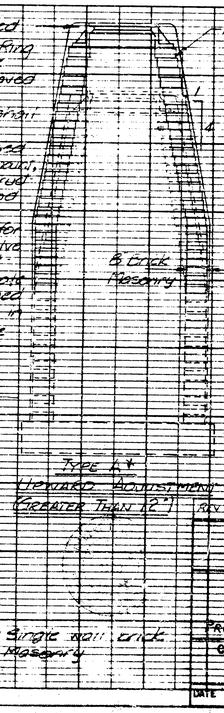

APPROVED AS NOTED
By CITY ENGINEER OF WICHITA
Sanitary Sewers
Storm Sewers
Driveway Approaches

NOTE TO CONTRACTOR
This project will be constructed under the supervision of the CITY ENGINEER of Wichita. Contact the Sewer Inspector at least 24 hours prior to any work. Failure to do so may result in rejection of all work at your own cost or inspection.

REV. A 7-3-84 CCC Add upward adjust. detail (Typ. of M.H.)

WICHITA, KANSAS
SANITARY SEWER EXTENSIONS
PLAN AND PROFILE
DON ADDITION

Proj. No. 467-76-245-00000-000-000-008

CAMPBELL & CASTLE ENGR. PS WICHITA, KANSAS

DRAWN | DR. R.H. | CK. | APPR.

DWG. FILE NO. 7553-D-CO.021

DATE JUNE 1983 | SHEET NO. 1 OF 1 | REV. A

PLAN: SURVEYED, PLOTTED, NOTE BOOK, GROUND CHECKED, STRUCTURE INSTALLED, NO.

PROFILE: SURVEYED, PLOTTED, NOTE BOOK, GROUND CHECKED, STRUCTURE INSTALLED, NO.