


APPROVED AS SHOWN  
BY CITY ENGINEER



PROFESSIONAL ENGINEERING CONSULTANTS, P.A.  
ENGINEERS  
WICHITA, KANSAS


DATE: 10/1/84  
SCALE: AS SHOWN

PROJECT: SEWER MAINS  
SHEET: 1 OF 3

PEC 34-02376-403  
1/3

City of Wichita Project No. 468-76-245-80000-000-000-008

FILMED FROM THE BEST AVAILABLE COPY.....



DATE	REVISION	BY	APP'D

City of Wichita Project No. 468-76-245-80000-000-000-008



PROFESSIONAL ENGINEERING CONSULTANTS, P.A.  
ENGINEERS  
WICHITA, KANSAS

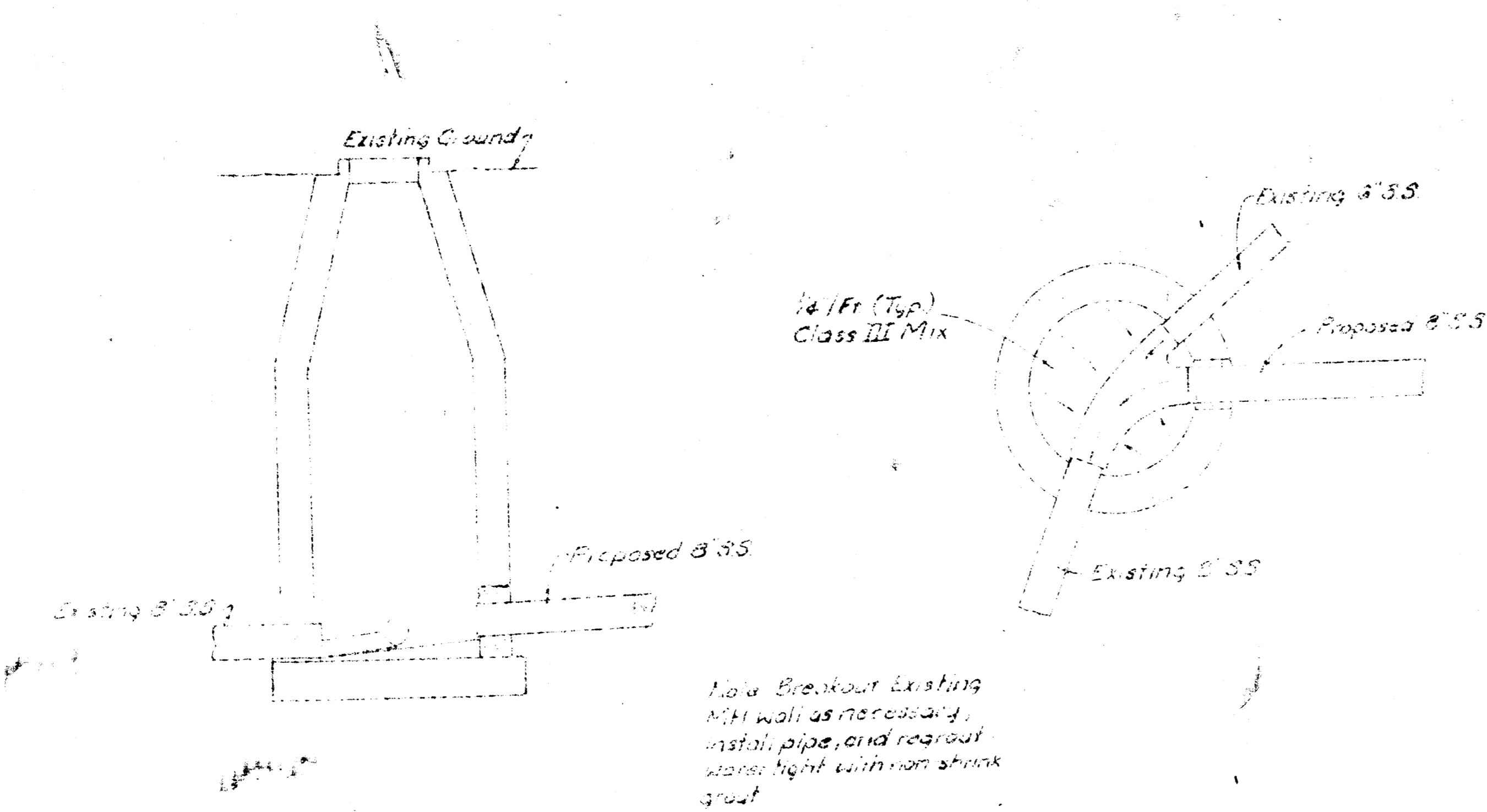


BEECH AIRCRAFT CORP.		
PLANT ENGINEERING DEPT.		
CHRYSLER FACILITIES		
SEWER		

PEC 34-88376-403  
Sheet 2 of 3

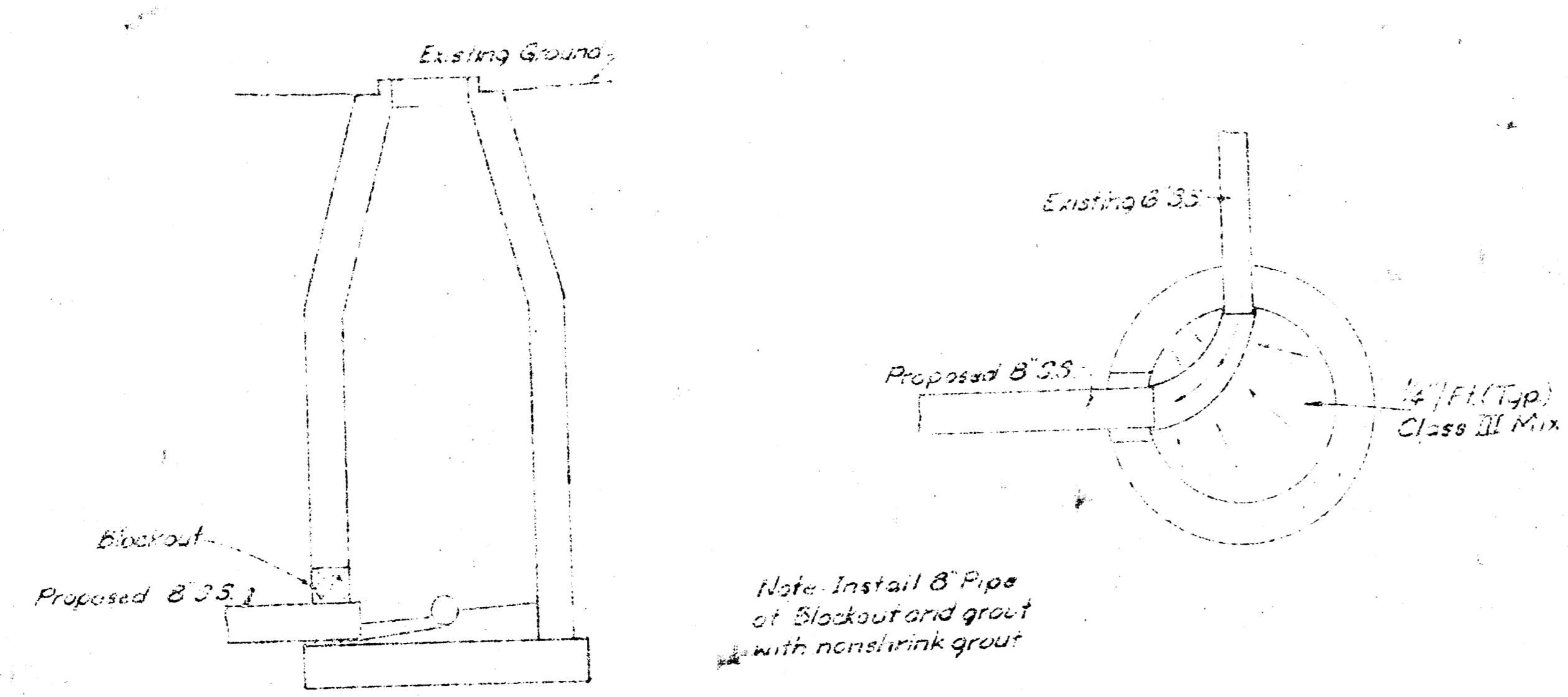
FILMED FROM THE BEST AVAILABLE COPY....

DO NOT TRIM THIS BORDER WHEN PRINTED. SEE 10 TO PLANING



Note: Breakout Existing MH wall as necessary, install pipe, and regrade slant tight with non shrink grout

STA. 23+96.30




Note: Install 8\"/>

STA. 23+97.31

MH BREAK IN & FLOOR SHAPING DETAILS

DATE	NATURE OF REVISION	BY	CHK'D	APP'D

City of Wichita Project No. 468-76-285-80000-000-000-008



PROFESSIONAL ENGINEERING CONSULTANTS, P.A.  
ENGINEERS  
WICHITA, KANSAS

SEPERING DRAWINGS

DATE

DEETH MICHRAFT CORP.  
PLANT ENGINEERING DEPT.  
WICHITA, KANSAS  
No. PEC 34-82976-403  
Sheet 3 of 3

3/3

FILMED FROM THE BEST AVAILABLE COPY ....