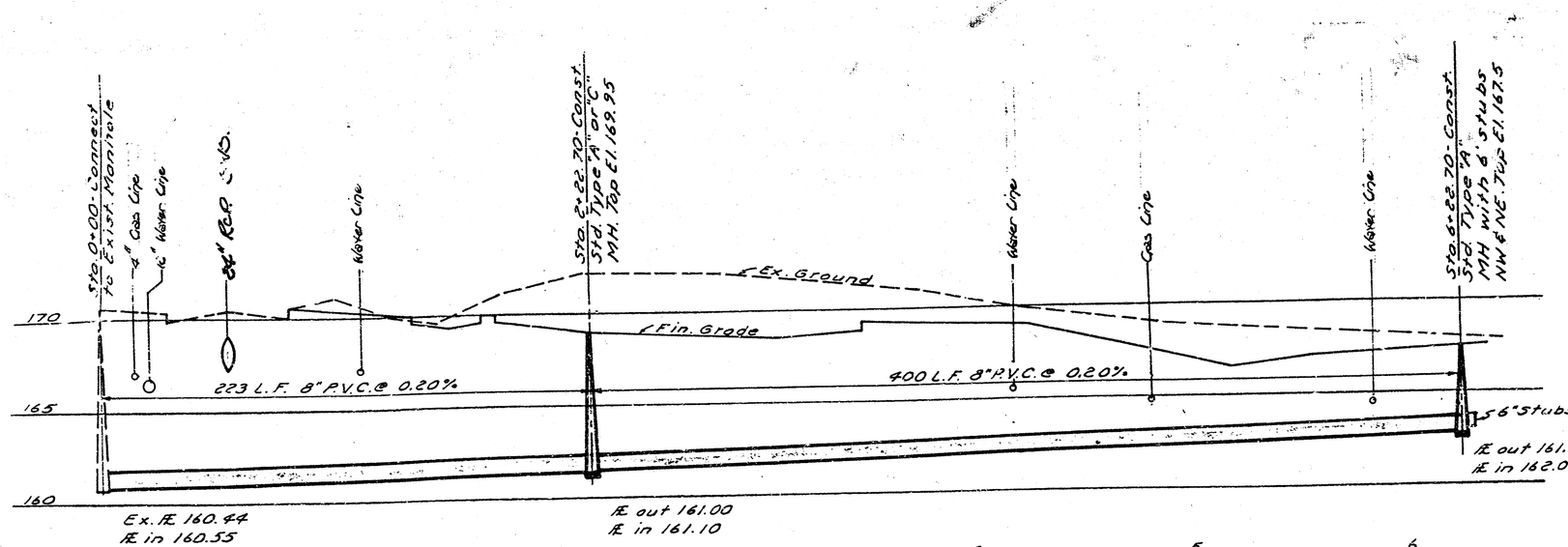

SANITARY SEWER PROFILE

GENERAL NOTES:

- GAS SERVICE PIPING TO METER IS BY GAS SERVICE CO. ROUTING IS SHOWN FOR COORDINATION PURPOSES ONLY.
- SANITARY SEWER PIPING FROM BLDGS. TO MAINS TO BE VITREOUS CLAY PIPE.
- 8" WATER MAIN TO BE CEM. ASB. PIPE PER CITY OF WICHITA STANDARDS.
- STORM SEWER PIPE TO BE R.C.P. PER CITY OF WICHITA STANDARDS.

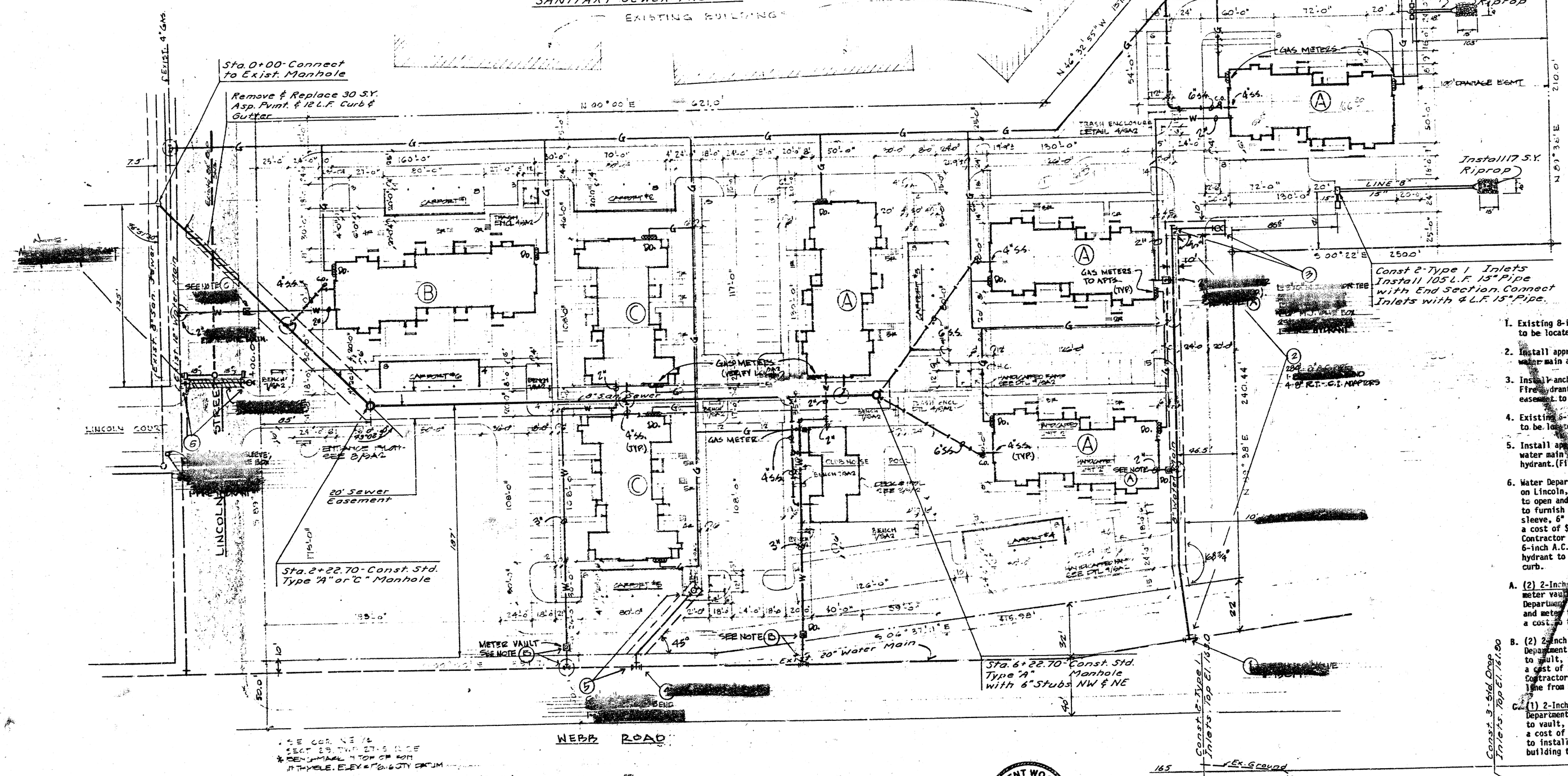

1. Existing 8-inch outlet valve (#15019) - Valve to be located by Water Department.
2. Install approximately 284' of 8-inch A.C. water main and appurtenances.
3. Install anchor tee, branch and fire hydrant. Fire hydrant to be 3' behind curb radius, easement to extend 5' beyond fire hydrant.
4. Existing 6-inch outlet valve (#15021) - Valve to be located by Water Department.
5. Install approximately 68' of 6-inch A.C. water main and appurtenances and (1) fire hydrant. (Fire hydrant recast behind sidewalk).
6. Water Department to make 12" x 6" "wet" tap on Lincoln, west of Lincoln Court - Contractor to open and close trench - Water Department to furnish and install 12" x 6" tapping sleeve, 6" tapping valve and valve box at a cost of $950.00 to the Contractor - Contractor to install approximately 52' of 6-inch A.C. pipe and fire hydrant. Fire hydrant to set at N.P.L., 3' west of drive curb.

A. (2) 2-Inch Service Outlets - Service line and meter vault installed by Contractor per Water Department specifications; meter setting and meter installed by Water Department at a cost to the Contractor of $50.00 each.

B. (2) 2-Inch Service Installations - Water Department to tap main, install service line to vault, install meter setting and meter at a cost of $750.00 each to Contractor; Contractor to install vault and service line from building to vault.

C. (1) 2-Inch Service Installation - Water Department to tap main, install service line to vault, install meter setting and meter at a cost of $1,200.00 to Contractor; Contractor to install vault and service line from building to vault.

Note: San. sewer Contractor shall maintain one lane open to traffic on Lincoln during construction of the sanitary sewer.

8-10-82

APPROVED AS NOTED
By CITY ENGINEER OF WICHITA
Sanitary Sewers J.C. *
Storm Sewers
Driveway Approaches

* 8" Sanitary Sewer Only

NOTE TO CONTRACTOR

This project will be constructed under the supervision of the CITY ENGINEER and conforming to the SPECIFICATIONS of the CITY OF WICHITA. The CONTRACTOR will prepay the City of Wichita for all costs of Inspection.

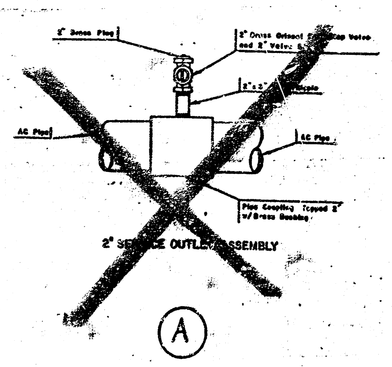

SITE PLAN

1" = 40'-0"

LOT 1, HIGH POINT EAST, 4th ADDITION TO WICHITA, SEDGWICK COUNTY, KANSAS

NO. OF APARTMENTS	124
PARKING STALLS	149
CARPORT PARKING	48
TOTAL PARKING	197

N. BRENT WOOTEN LICENSED 8470 KANSAS PROFESSIONAL ENGINEER

APPROVED
WICHITA WATER DEPARTMENT
CITY OF WICHITA
Date 8-82

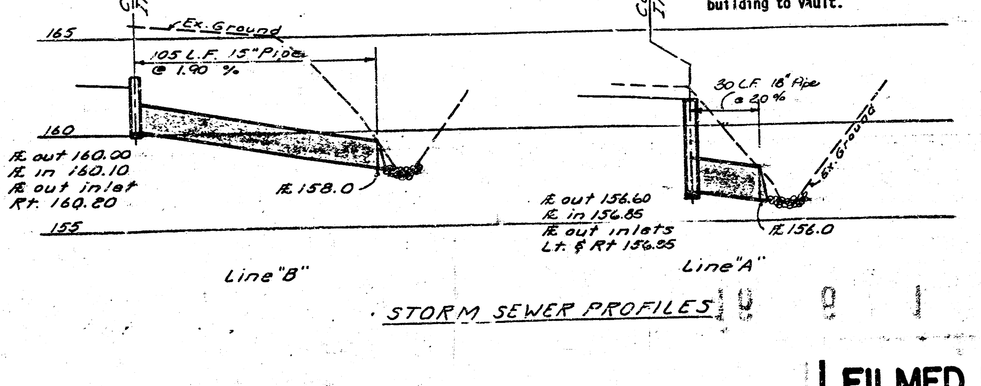

STORM SEWER PROFILES

TO OWNER	11-19-80
FOR HUD REVIEW	11-19-80
REVIEW FOR FHA	12-22-80
TO HUD	1-7-81
REV.	9-1-81
"	8-3-82
"	8-10-82

Keith Parker Associates
239 Partlow • Suite 2
Wichita, Kansas • 67211
(316) • 263 - 8261
Architects · Planners · Commercial Consultants

PRIVATE SANITARY SEWER, STORM WATER SEWER, & WATER LINE EXTENSIONS TO SERVE LOT 1, HIGH POINT EAST ADDITION, CITY OF WICHITA, KS.
PROJECT NO. 468-76-245-80000-000-008

Issue | Project | Date | Title | Sheet

SITE UTILITIES

SU1

FILMED FROM THE BEST AVAILABLE COPY....