CATCH BASIN SCHEDULE

CATCH BASIN NUMBER	GRATE ELEV.	INVERT ELEV.	SIZE OF CATCH BASIN (IN FEET)	GRATE TYPE	WEIGHT OF GRATE & FRAME	
					210	Bicycle
CB # 1	93.7	94.4	5'0" x 2'0"	Grate Curb		
CB # 2	93.7	91.5	4'-0" x 2'-0"			
CB # 3	91.3	90.6	4'-0" x 2'-0"	Curb Inlet	75	
CB # 4	92.0	90.2	5'-0" x 2'-0"			
CB # 5	91.3	90.1	4'-0" x 2'-0"			
CB # 6	91.0	89.51	4'-0" x 2'-0"	Mini Grate	210	
CB # 7	95.3	92.6	5'0" x 2'-0"			
CB # 8	98.0	93.00	5'0" x 2'-0"	Curb Inlet	75	
CB # 9	96.0	96.0	3'0" x 1'-0"			
CB # 10	98.0	95.6	3'-0" x 2'-0"			

10% STACK OR BICYCLE & FRAME

SYMBOL SCHEDULE

Symbol	DESCRIPTION
S	24" CLASS 'B' STORM SEWER
S	24" CLASS 'B' STORM SEWER
S	24" CLASS 'B' STORM SEWER
	SANITARY SEWER
	SANITARY SEWER LINE
V.H.	VEH. ACCESS
M.H.	MANHOLE
	SPECIAL CATCH BASIN
	WATER LINE
	SHUT OFF VALVE

ITA MODE SPACING

PIPE SIZE	MAX. SPACING I.M.S.
6"	1'-3.00"
8"	2'-10"
10"	1'-10.1"
12"	1'-10"

STORM SEWER DRAIN NO. 1

STORM SEWER DRAIN NO. 2

STORM SEWER DRAIN NO. 3

S.S. #1

S.S. #2

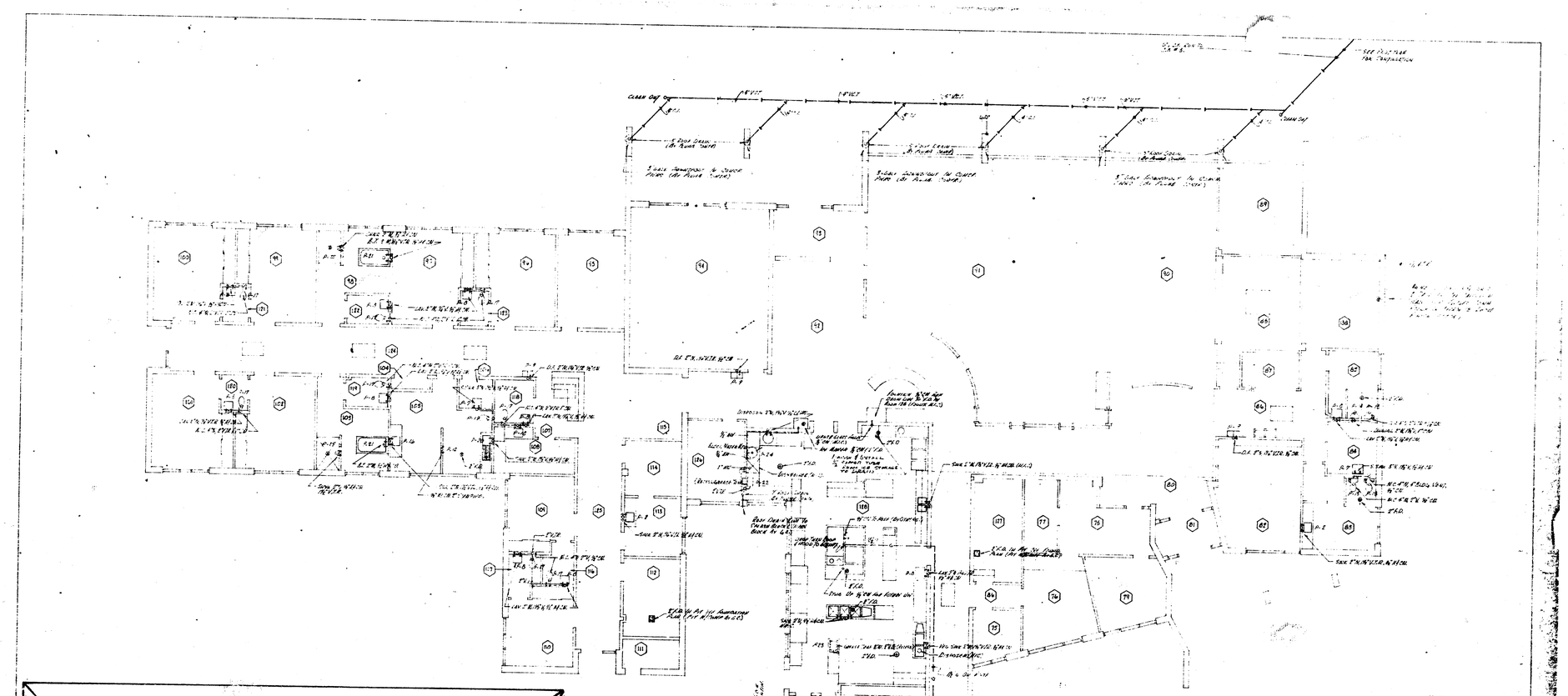
S.S. LINE #1

MECHANICAL INLET PLAN

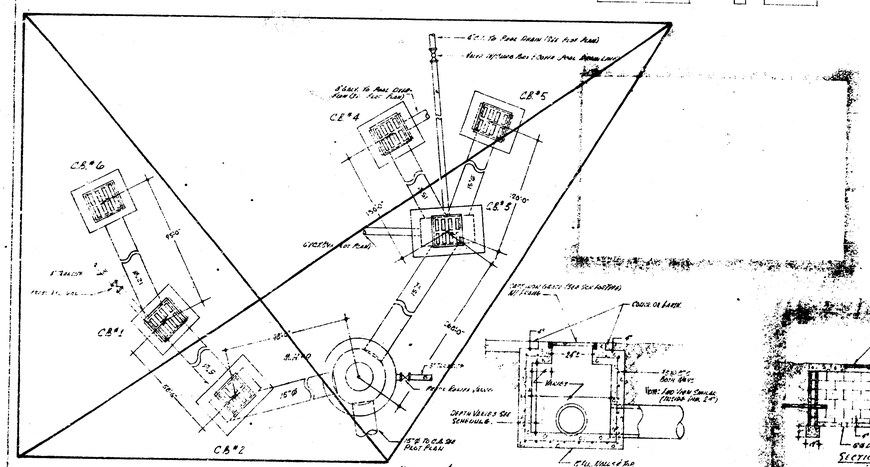
Bk L-25

946.87

HOME FOR THE ELDERLY

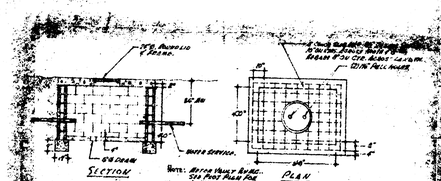


ADMINISTRATION PLUMBING FLOOR PLAN
SCALE 1/8"=1'-0"

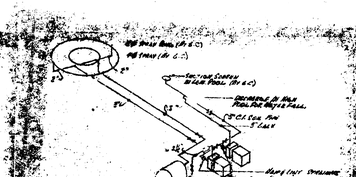


CATCH BASIN PIPING LAYOUT
SCALE 1/8"=1'-0"

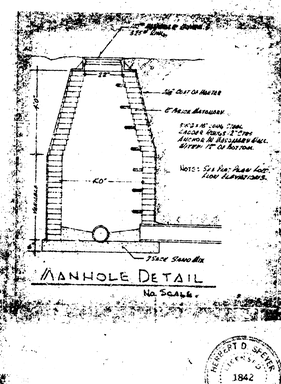
TYPICAL SECTION THRU. CATCH BASIN
SCALE 3/4"=1'-0"



WATER METER VAULT DETAIL
SCALE 1/4"=1'-0"



PUMP DETAIL FOR FOUNTAIN
NO SCALE



MANHOLE DETAIL
No Scale.

HOME FOR ELDERLY —— A.B.E. WICHITA, KANSAS

RALPH E. HOLLS - A.I.A.
ARCHITECT
WICHITA, KANSAS

11-28-66			
11-9-66	COMM NO 6208	M-4	