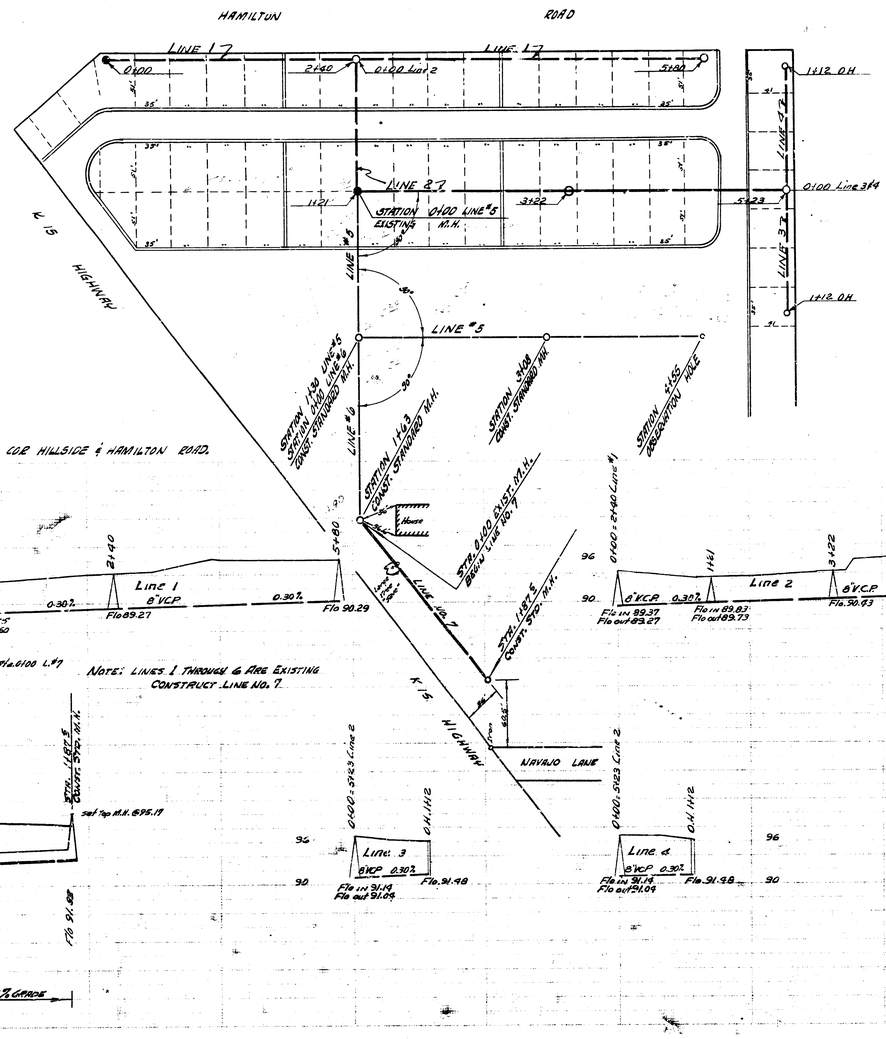
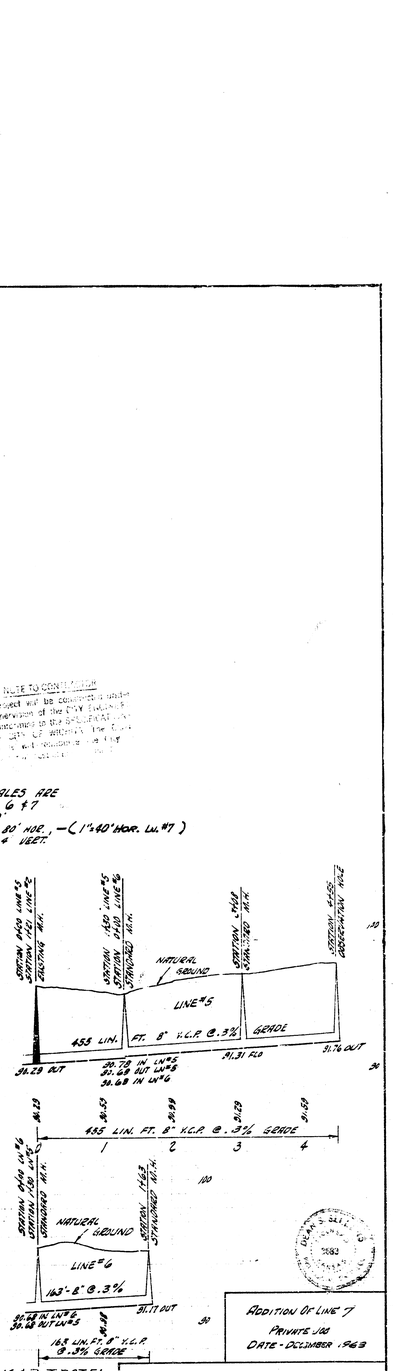




NOTE TO CONTRACTOR
This project will be constructed under the supervision of the City Engineer and conformance to the SPECIFICATIONS of the CITY OF WICHITA, The City ... is not responsible ...

NOTE:
THE FOLLOWING SCALES ARE USED ON LINES 5 & 6 & 7
PLAN SCALE 1" = 50'
PROFILE SCALE 1" = 80' HOR., —(1"=40' HOR. Ln. #7)
1 = 4 VERT.




B.E. SMITH ENGINEER 435

K & R TRATEL SAN. SEWER

ADDITION OF LINE 7
PRIVATE JOB
DATE - DECEMBER 1963

ADDITION OF LINES 3 & 6 TO THE K & R TRATEL SAN. SEWER
CITY OF WICHITA, KANSAS
B.E. SMITH CITY ENGINEER
PRIVATE JOB DATE - OCTOBER 1958


LINE 1
LINE 1
5288
LINE 2
5122
5323
1512.01
0100 Line 3&4
1118.02
BM. 101.91 6 spike No. side PP NW Co.
Hillside & Hamilton road
Line 1.
8"VCP
0.36%
Fl@ 89.27
8"VCP
0.30%
Fl@ 90.29
Line 2.
8"VCP
0.30%
Fl@ 90.43
8"VCP
0.30%
Fl@ 91.54
Line 3.
Line 4.
8"VCP
Fl@ 91.14
Fl@ out 91.04
8"VCP
Fl@ in 91.18
Fl@ out 91.08
Fl@ 91.58
R.C.P. TRUNK SAN. SEWER