

THE  
LOYAL ORDER OF MOOSE

LODGE NO. 138

SANITARY SEWER

1958

EDIGER & COMPANY

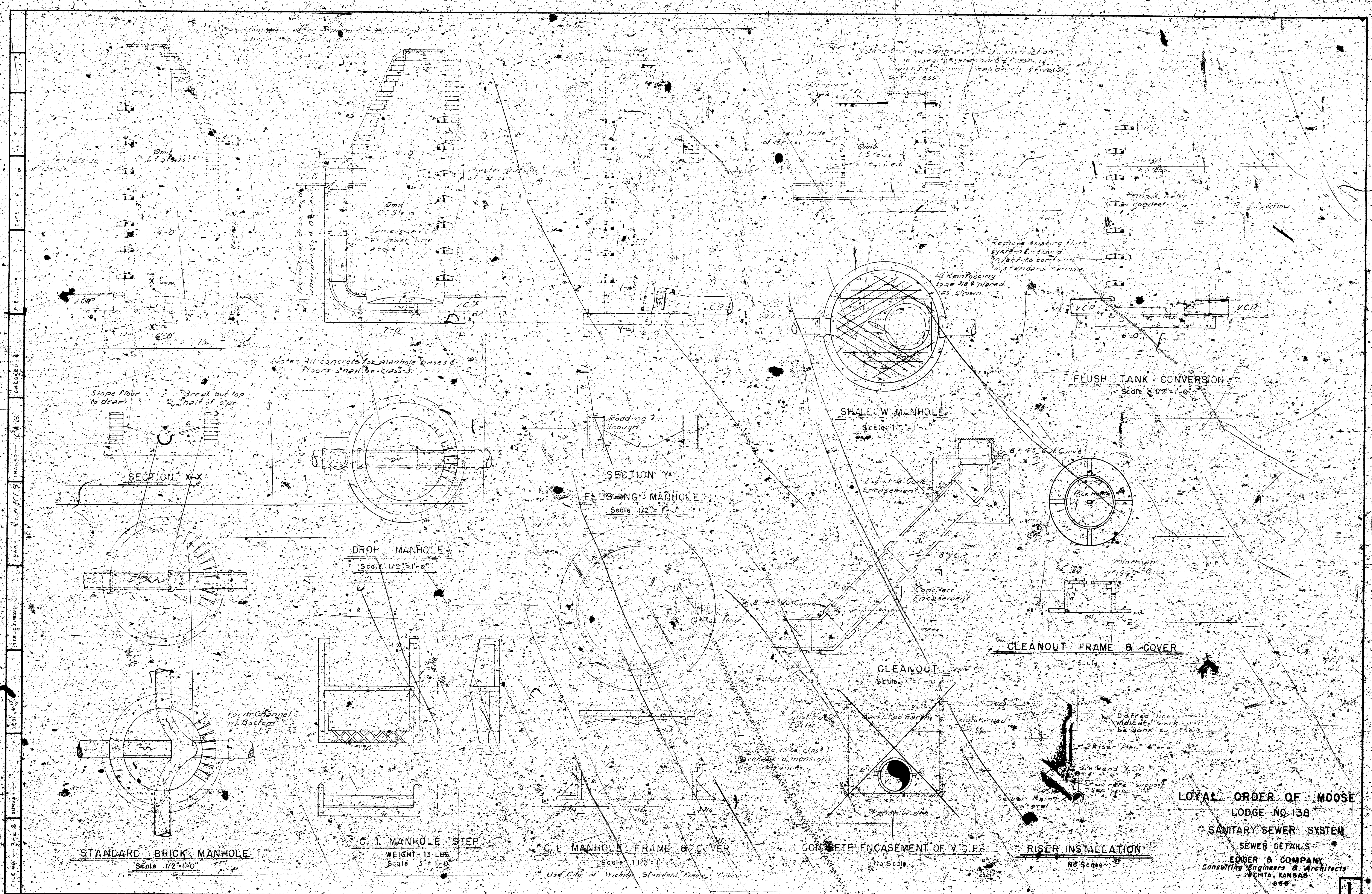
*Consulting Engineers & Architects*

WICHITA, KANSAS

INDEX


1. SEWER DETAILS
2. PLAN & PROFILE
3. PLAN & PROFILE
4. PLAN & PROFILE





LOYAL ORDER OF MOOSE  
 LODGE NO. 138  
 SANITARY SEWER SYSTEM  
 SEWER DETAILS  
 EDGER & COMPANY  
 Consulting Engineers & Architects  
 WICHITA, KANSAS  
 1999



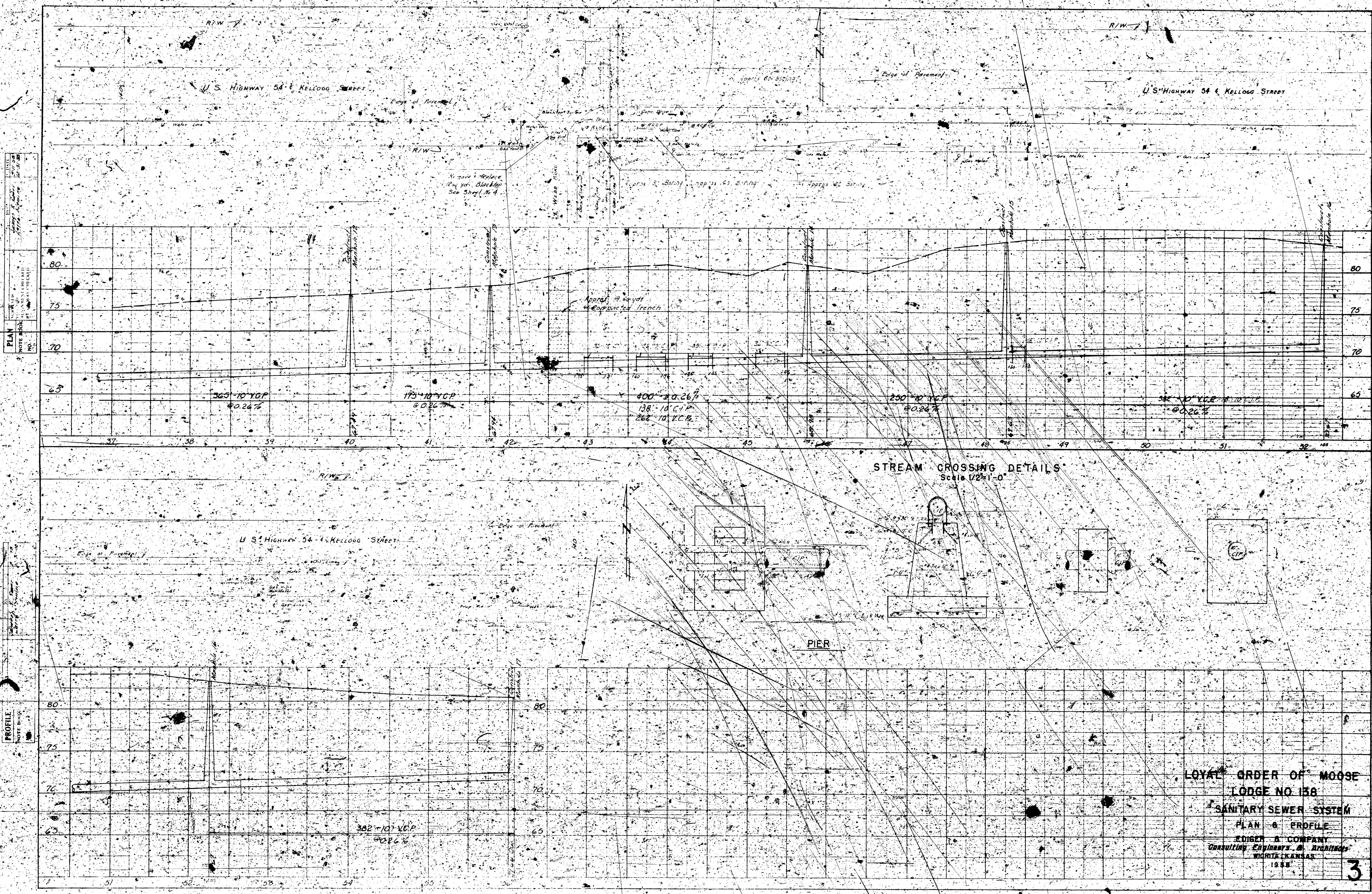


BEFORE THE  
 JAMES MOORE  
 THE PLANS FOR THE  
 SECTION 2 OF THE SPECIFICATION

Remove and Replace Manholes,  
 Catch Basins, Pipe, etc.  
 See Sheet No. 4

LOYAL ORDER OF MOOSE  
 LODGE NO 158  
 SANITARY SEWER SYSTEM  
 PLAN & PROFILE  
 EDGER & COMPANY  
 Consulting Engineers & Architects  
 WICHITA, KANSAS  
 1958





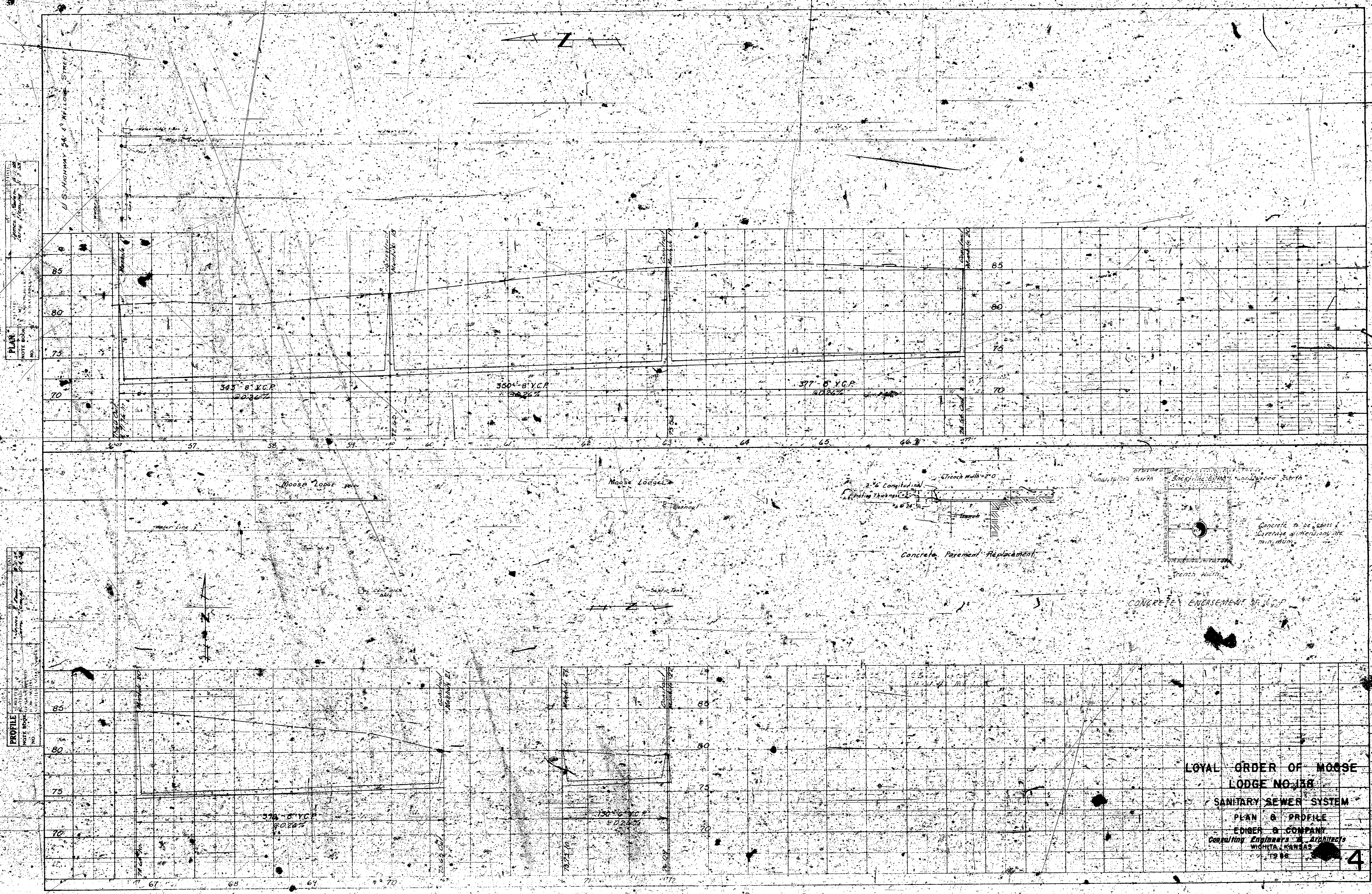
PLAN  
NOTE BOOK

PROFILE  
NOTE BOOK

STREAM CROSSING DETAILS  
Scale 1/2" = 1'-0"

LOYAL ORDER OF MOOSE  
LODGE NO. 158  
SANITARY SEWER SYSTEM  
PLAN & PROFILE  
EDGER & COMPANY  
Consulting Engineers & Architects  
WICHITA, KANSAS  
1948





**PLAN**  
 NOTE BOOK NO. 10

**PROFILE**  
 NOTE BOOK NO. 10

LOYAL ORDER OF MOOSE  
 LODGE NO. 138  
 SANITARY SEWER SYSTEM  
 PLAN & PROFILE  
 EDGER & COMPANY  
 Consulting Engineers & Architects  
 WICHITA, KANSAS  
 1948