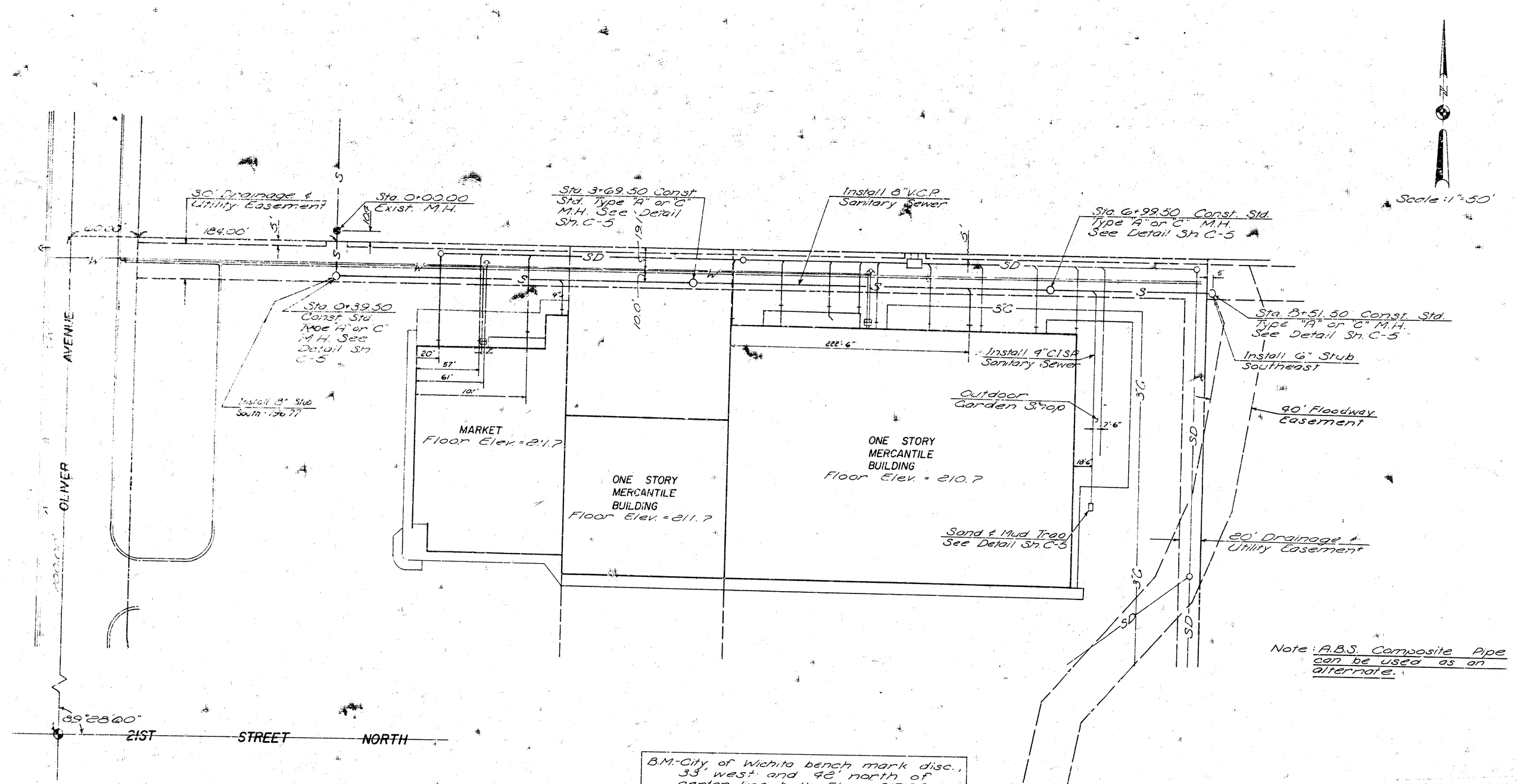

Owner

Subject: SANITARY SEWER PLAN & PROFILE

Project: ONE STORY MERCANTILE BUILDING N.E.C. 21st ST. NORTH & OLIVER WICHITA, KANSAS

Wish Yer Associates Architect & Planner 3011 Northwestern Drive, Suite 4b Southfield Michigan 48076 Phone (313) 353-3900

Approved 1-12-78 12-11-78

Const.

Drd.

Do not scale prints. Use figured dimensions.

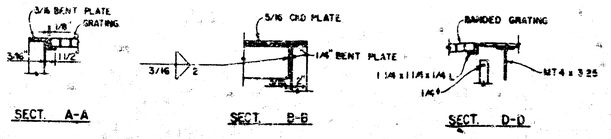

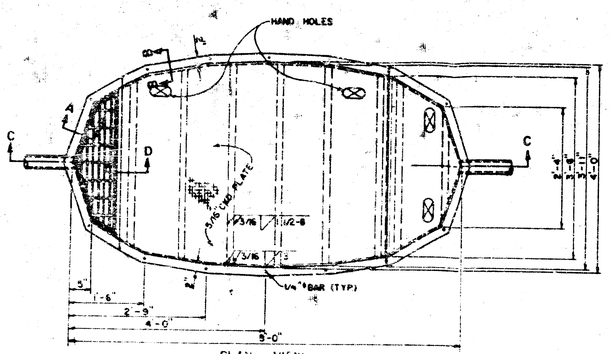

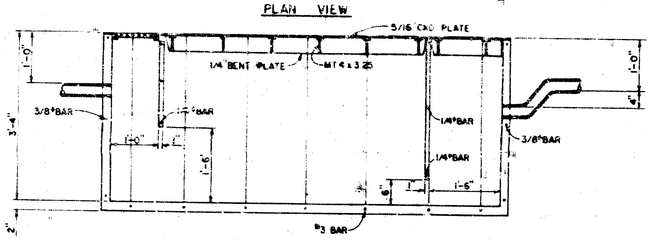

SAND AND MUD TRAP

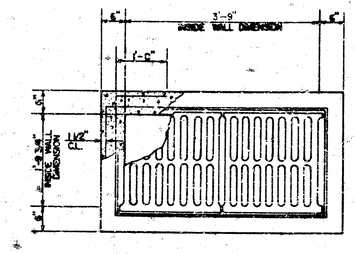

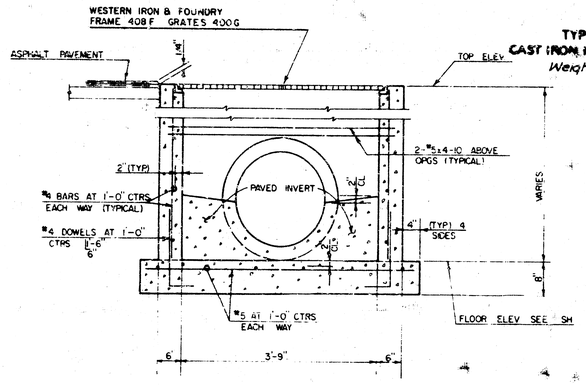

AREA INLET DETAIL

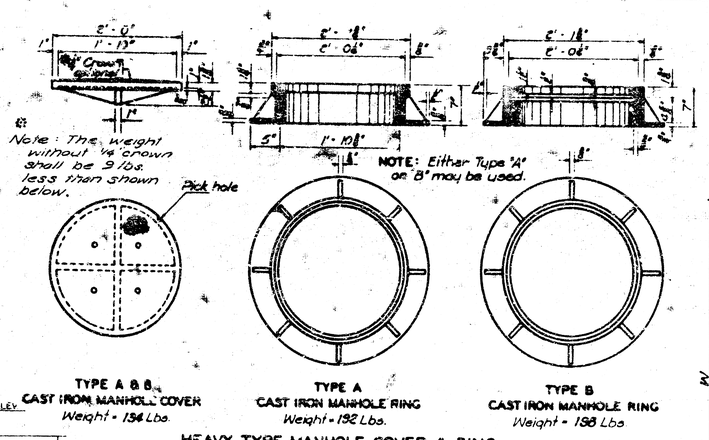

HEAVY TYPE MANHOLE COVER & RING

* Where dimension "L" or "W" is greater than 6', use 8" slab thickness.

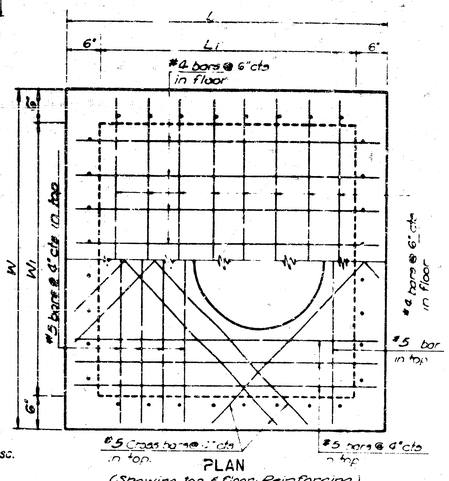

NOTE: Class 'A' concrete to be used thruout. Bevel all exposed edges with a 3/4" triangular moulding.

At the contractor's option Class 'A' concrete (AE) may be used thruout, but payment shall be made as C.Y. of Class 'A' concrete misc.

In general, pipes will enter and leave the manhole at various positions. Where possible bend bars around pipes.

Floor of manhole to be shaped as shown in various "EXAMPLES" with unreinforced Class 'A' concrete.

Manhole opening and steps, where used, shall be placed to afford easy access to top of shaped invert. Top reinforcing bars to be adjusted accordingly.

All castings shall be gray iron and shall comply with ASTM A-48, Class 25.

All exposed cast iron surfaces (rings & covers) not subjected to traffic, shall be painted either in the shop or in the field with one coat of a zinc dust paint, followed by two field coats of aluminum paint.

No deductions in concrete quantities shall be made for pipe openings.

No additions in concrete quantities shall be made for shaping floor of Manholes.

When so ordered by the Engineer, the top of the manhole shall be sloped slightly to approximately fit the ground or other conditions.

Dimensions and weights of cast iron as shown on this sheet are minimum. Larger dimensions and/or heavier weights of cast iron may be used, but payment for cast iron shall be made on the weight as shown on this sheet.

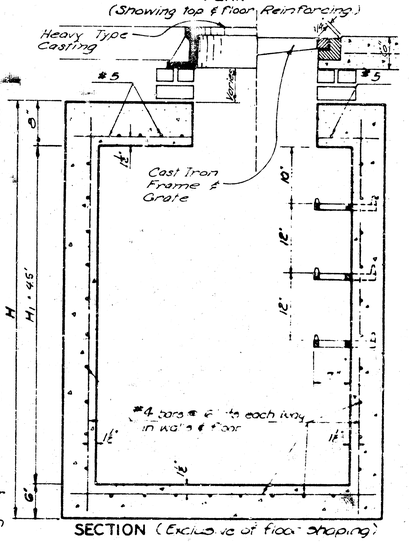

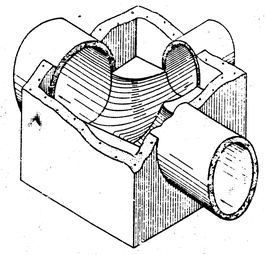

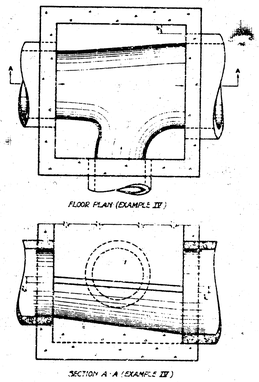

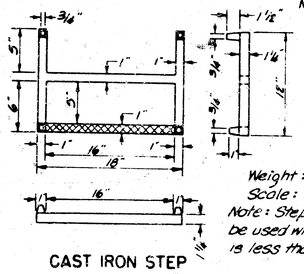

CAST IRON STEP

Note: Contractor's option of using pre-cast manholes, as approved by the engineer (See Specification revision). Payment of quantities shall be on a cast in place basis.

NO	DATE	REVISIONS	BY	APP.
16	2-14-74	Light type M.H. Cover & Ring Labeled (Type C)	W.L.H.	K.G.L.
15	6-13-73	Changed M.H. Shop & added opt. crown of heavy M.H. Cover.	W.L.H.	K.G.L.
14	2-8-73	Variation in Cast Iron	W.L.H.	K.G.L.

STATE HIGHWAY COMMISSION OF KANSAS

REINFORCED CONCRETE MANHOLE

STD. NO. 633 SCALE (Unless shown otherwise on sheet) Except as noted

DESIGNED BY A.R. DATE 5-13 DETAILED BY W.A.B. TRACED BY W.A.B.

CHECKED BY A.L.S. APPROVED BY [illegible] DATE [illegible]

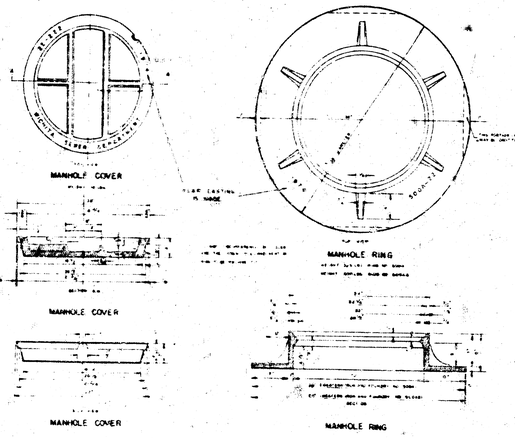

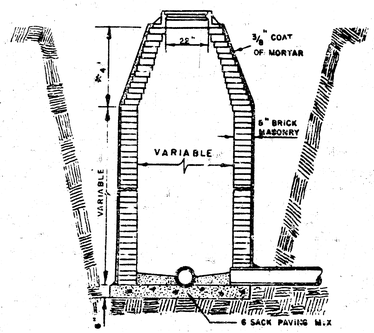

STANDARD MANHOLE TYPE "A"

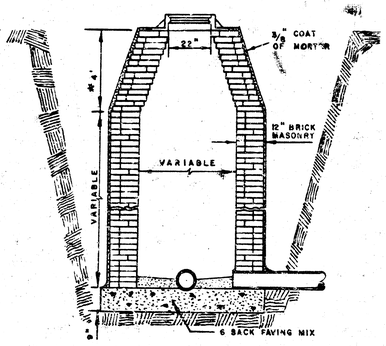

STANDARD MANHOLE TYPE "B"

* DRAW = 6' ON 5' DIA. M.H.

GENERAL NOTES

MORTAR USED IN MASONRY CONSTRUCTION SHALL CONTAIN 8 SACKS OF CEMENT PER CUBIC YARD.

STANDARD MANHOLES TYPE "C" AND STANDARD DROP MANHOLES TYPE "C" SHALL BE BID AS STANDARD MANHOLES FOR THE TYPE AND DIAMETER INDICATED.

OUTSIDE DROP MANHOLES TYPE "C" SHALL BE BID AS STANDARD OUTSIDE DROP MANHOLES FOR THE TYPE AND DIAMETER INDICATED. ALL MANHOLE DIAMETERS WILL BE 4 FT UNLESS INDICATED OTHERWISE. MANHOLES WITH PIPE SIZES LARGER THAN 24" SHALL BE 5 FT. DIAMETER.

THE FLOORS OF ALL MANHOLES SHALL BE SHAPED TO INCREASE HYDRAULIC EFFICIENCY USING 8 SACK SAND MIX CONCRETE.

CAST IN PLACE CIRCULAR CONCRETE MANHOLES ARE TO BE CONSTRUCTED ONLY ON SEWERS NOT SUBJECT TO

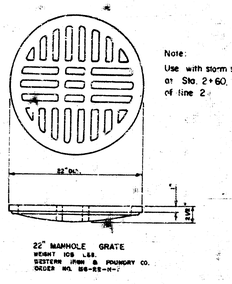

NOTE OPENING FOR INLET PIPE CUT IN MANHOLE WALL AND PIPE GROUTED IN PLACE WITH NON-SHRINKING GROUT. EXTERIOR OF COMPLETED CONNECTION TO BE SEALED WITH APPROVED COATING.

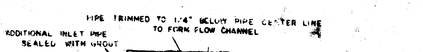

STANDARD MANHOLE, TYPE "C"

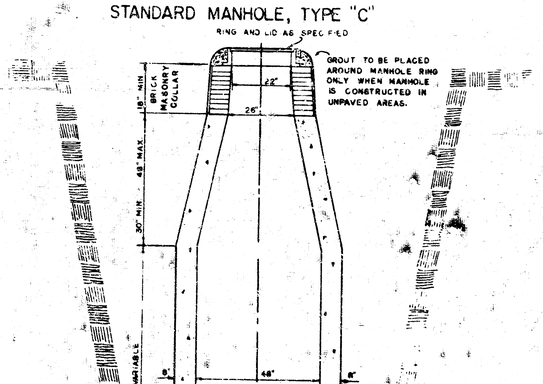

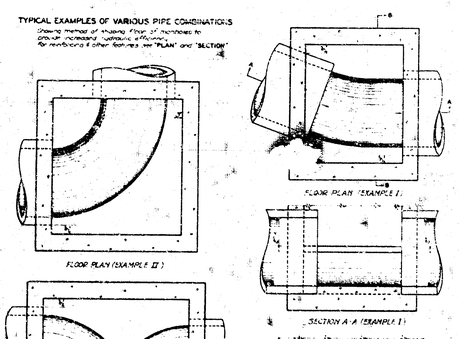

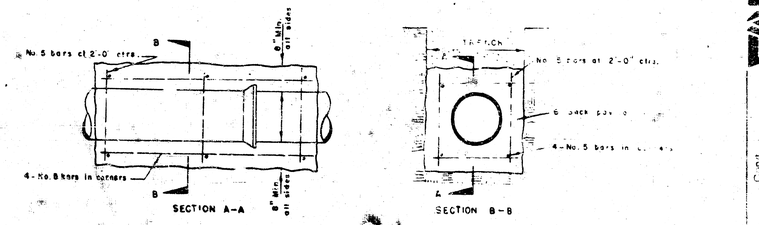

REINFORCED CONCRETE ENCASEMENT