STA. 13+90.3, LINE 3, 4' DIA.
SHALLOW TYPE "A" MANHOLE W/DEETER
FRAME & GRATE NO. 1927 OR APPROVED
EQUAL MANHOLE TOP=198.4 **AB**,
PROVIDE SEDIMENT BARRIER
N 13123.51 E 11363.76

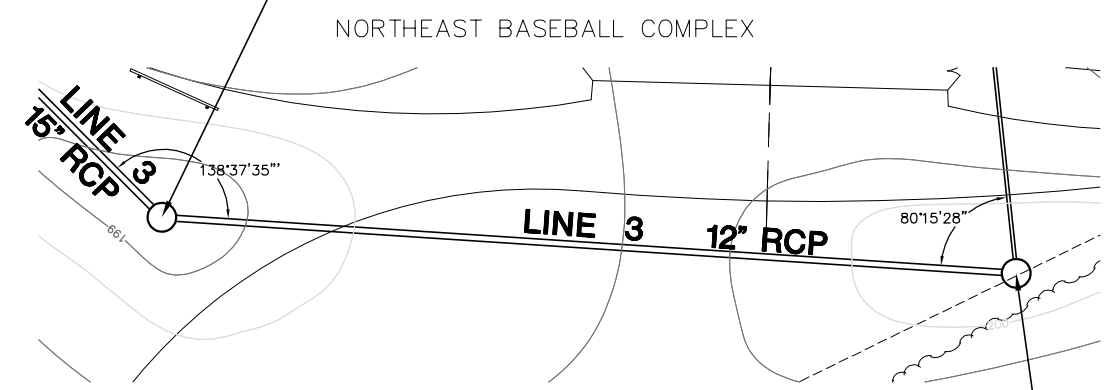

STA. 15+68.6, LINE 3 CONSTRUCT
4' DIA. SHALLOW TYPE "A"
MANHOLE W/DEETER FRAME &
GRATE NO. 1927 OR APPROVED
EQUAL MANHOLE TOP=199.1 **AB**,
PROVIDE SEDIMENT BARRIER
N 12967.18 E 11277.99

PLAN LINE 3

SCALE: 1"=20'

SCALE: 1"=20'

STA.10+00.0 LINE 4= STA. 11+43.4
LINE 3, 4' DIA. SHALLOW TYPE "A"
MANHOLE W/DEETER FRAME & GRATE
NO. 1927 OR APPROVED EQUAL
MANHOLE TOP=199.0 **AB**, PROVIDE
SEDIMENT BARRIER
N 13207.43 E 11595.91

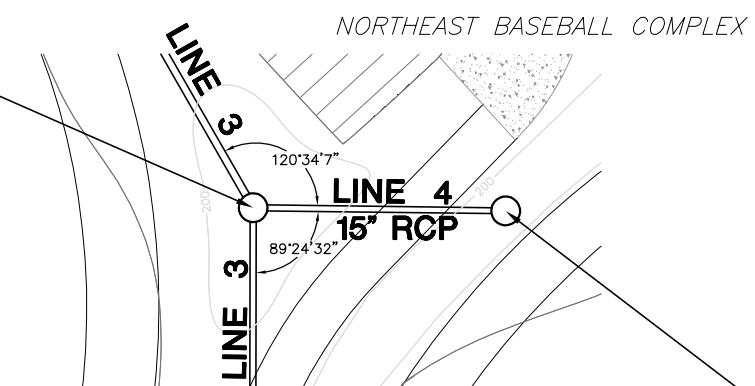

STA. 10+52.6, LINE 3 CONSTRUCT
4' DIA. SHALLOW TYPE "A"
MANHOLE W/DEETER FRAME &
GRATE NO. 1927 OR APPROVED
EQUAL MANHOLE TOP=199.0 **AB**,
PROVIDE SEDIMENT BARRIER
N 13157.81 E 11613.27

PLAN LINE 4

SCALE: 1"=20'

SCALE: 1"=20'

AS-BUILT AUGUST 2008

PROFILE LINE 3

SCALE: HORIZ. 1"=20'
SCALE: VERT. 1"=5'

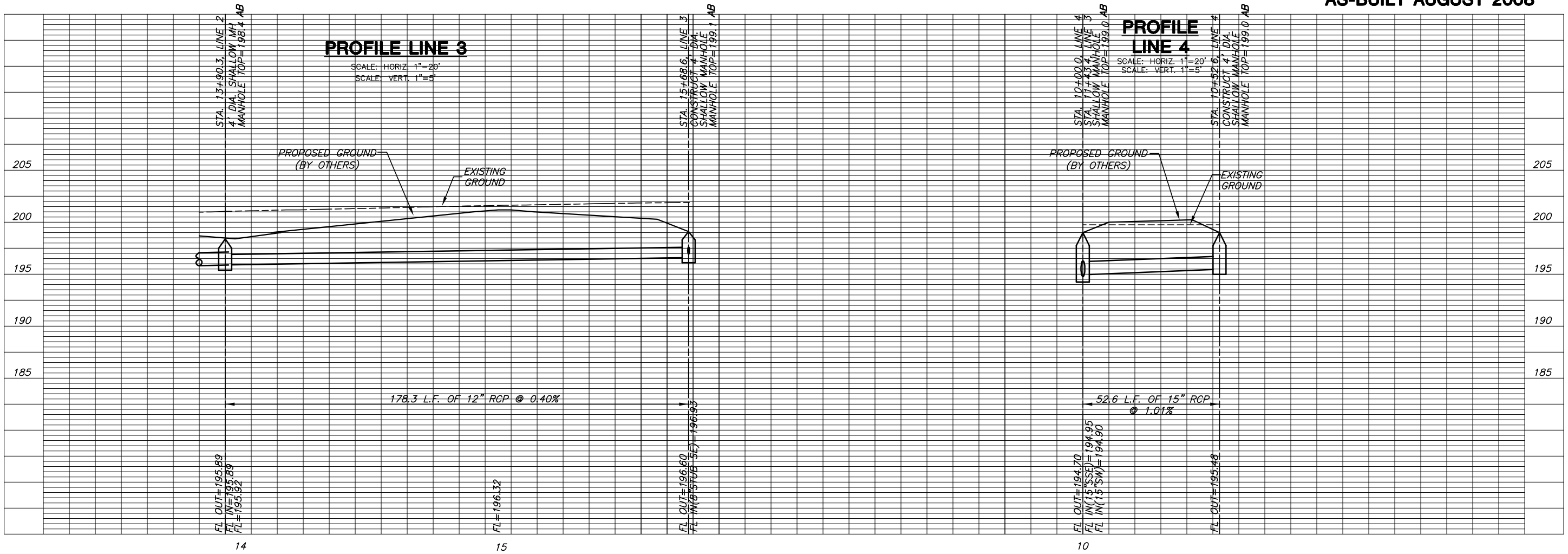

PROFILE LINE 4

SCALE: HORIZ. 1"=20'
SCALE: VERT. 1"=5'

MKEC
ENGINEERING
CONSULTANTS, INC.
411 N. WEBB ROAD
WICHITA, KS. 67206
316-684-9600

STORM WATER SEWER

NORTHEAST BASEBALL COMPLEX

PHASE 1

LINE 3
LINE 4
SHEET TITLE

1853PPS
PROJECT NUMBER

JTC
DESIGN BY

DDG
DRAWN BY

GJA
CHECKED BY

ISSUED
August 2008

REVISED

SHEET NO.
13 of 17

PLOTTED: Thursday, August 07, 2008 @ 03:56PM

J:\CIVIL\0184025_NE BBGAME\DWG\VERN\SUBUT\SYS\BUILT\D6484031D460Wm.DWG