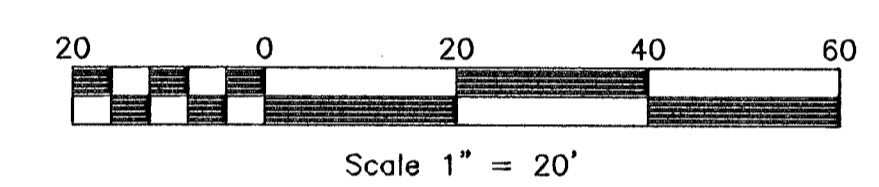


**LEGEND**

+	SIGN (i.e. STOP, YIELD, etc...)	— 1521 —	PROPOSED CONTOUR & CONTOUR ELEVATION	
KV □	LIGHT POLE AND FIXTURE TYPE	■	STORM SEWER INLET	
□	HEAVY DUTY CONCRETE (H.D.C.)	○	STORM SEWER CURB INLET	
■	HEAVY DUTY ASPHALT (H.D.A.)	●	STORM SEWER MANHOLE (STS M.H.)	
□	STANDARD DUTY ASPHALT (S.D.A.)	•	S.S. MANHOLE	
—	CONCRETE BARRIER	••	S.S. CLEANOUTS	
→	STRAIGHT ARROW	---	FUTURE CURB & GUTTER BY OTHERS	
↶	LEFT TURN ARROW	---	POWER UNDERGROUND	
↷	RIGHT TURN ARROW	---	TELEPHONE UNDERGROUND	
+	3 WAY FIRE HYDRANT	—	POWER OVERHEAD	
+	GATE VALVE	—	GAS LINE	
□	CART CORRALS	—	FLOW DIRECTION	
L.S.	LANDSCAPE	—	STS	STORM SEWER


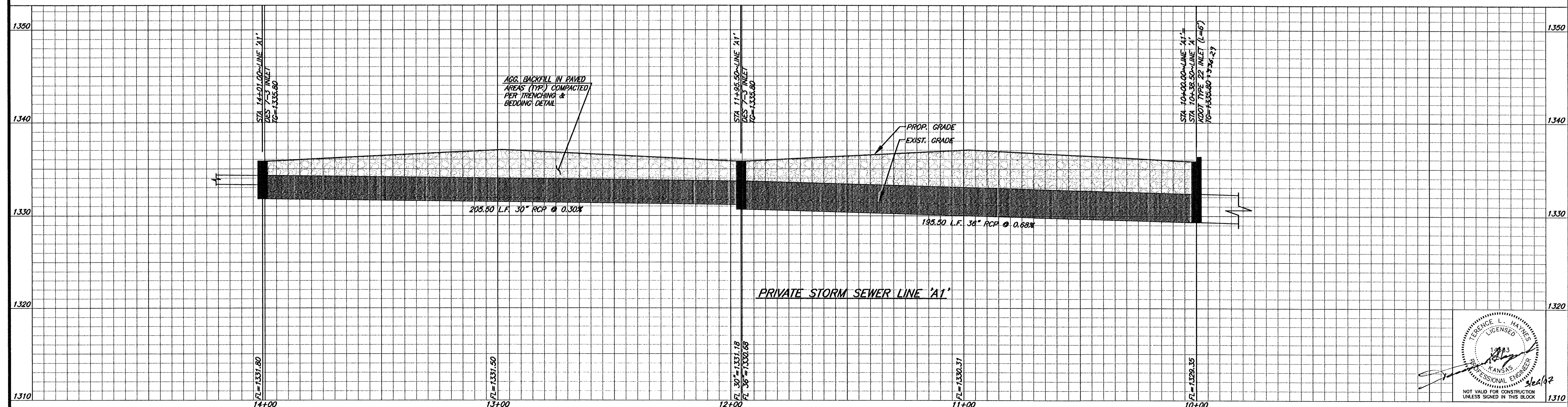


**UTILITY STATEMENT:**  
 THE CONTRACTOR IS SPECIFICALLY CAUTIONED THAT THE LOCATION AND/OR ELEVATION OF EXISTING UTILITIES AS SHOWN ON THESE PLANS IS BASED ON A COMBINATION OF FIELD SURVEY INFORMATION, EXISTING DRAWINGS AND RECORDS OF THE VARIOUS UTILITY COMPANIES. THE ENGINEER MAKES NO GUARANTEE THAT THE UNDERGROUND UTILITIES SHOWN COMPRISE ALL SUCH UTILITIES IN THE AREA, EITHER IN SERVICE OR ABANDONED. THE ENGINEER FURTHER DOES NOT WARRANT THAT THE UNDERGROUND UTILITIES SHOWN ARE IN THE EXACT LOCATION INDICATED ALTHOUGH HE DOES CERTIFY THAT THEY ARE LOCATED AS ACCURATELY AS POSSIBLE FROM INFORMATION AVAILABLE. THE ENGINEER HAS NOT PHYSICALLY LOCATED THE UNDERGROUND UTILITIES. THE CONTRACTOR MUST CALL THE APPROPRIATE UTILITY COMPANY AT LEAST 48 HOURS BEFORE ANY EXCAVATION TO REQUEST EXACT FIELD LOCATION OF UTILITIES. IT SHALL BE THE RESPONSIBILITY OF THE CONTRACTOR TO RELOCATE ALL EXISTING UTILITIES WHICH CONFLICT WITH THE PROPOSED IMPROVEMENTS SHOWN ON THE PLANS.

- NOTES:**
- CONTRACTOR SHALL MEET AND MATCH TOP OF JUNCTION BOXES OR CLEAN OUTS WITH FINISHED PAVING GRADES.
  - CONTRACTOR SHALL REFER ARCH. PLANS FOR TYPICAL SIZES OF THE BUILDING DOWNSPOUTS.
  - STORM SEWERS LABELED AS "STS" MAY BE OF HOPE/ALUMINIZED CSP OR RCP MATERIAL AND SHALL MEET WAL-MART'S SITEWORK SPECIFICATIONS. CONTRACTOR SHALL SUBMIT STORM PIPE PRODUCT DATA TO SMC CONSULTING ENGINEERS, P.C. FOR APPROVAL. ALUMINIZED CORRUGATED STEEL PIPES SHALL BE ULTRA FLOW OR W/MANNINGS ROUGHNESS COEFFICIENT OF 0.013 OR BETTER.
  - CONTRACTOR SHALL REFER STORM SEWER PIPE TRENCHING AND BEDDING DETAIL FOR BACKFILL AND BEDDING UNDER PAVED & NON-PAVED AREAS.
  - ALL 12" AND LARGER STORM LINES MUST BE INCLUDED IN THE PRIVATE STORM PROJECT HANDLED THROUGH THE CITY ENGINEER'S OFFICE. THE PROPOSED ROOF DRAIN LINES (10" OR SMALLER) MUST BE INSTALLED BY A LICENSED DRAIN LAYER WITH PERMITS AND INSPECTION FROM THE OFFICE OF CENTRAL INSPECTION.

**NOTE: THE GENERAL CONTRACTOR IS RESPONSIBLE FOR MAKING ALL ADJUSTMENTS OF EXISTING UTILITIES TO ALLOW THE DESIGN TO BE BUILT.**

**BEARING & STATIONING NOTE:**  
 ALL SEWER BEARINGS AND LINE DIMENSIONS ARE MEASURED TO THE CENTER OF JUNCTION BOXES AND MANHOLES UNLESS OTHERWISE INDICATED. THE CONTRACTOR SHALL MAKE ADJUSTMENTS IN PIPE CONNECTIONS AT JUNCTION BOXES AND MANHOLES AS NECESSARY TO ALLOW THE DESIGN TO BE BUILT.



C:\4344\Stum Sewer\4344PP24Rev.dwg 3/22/2007 10:38:42 AM