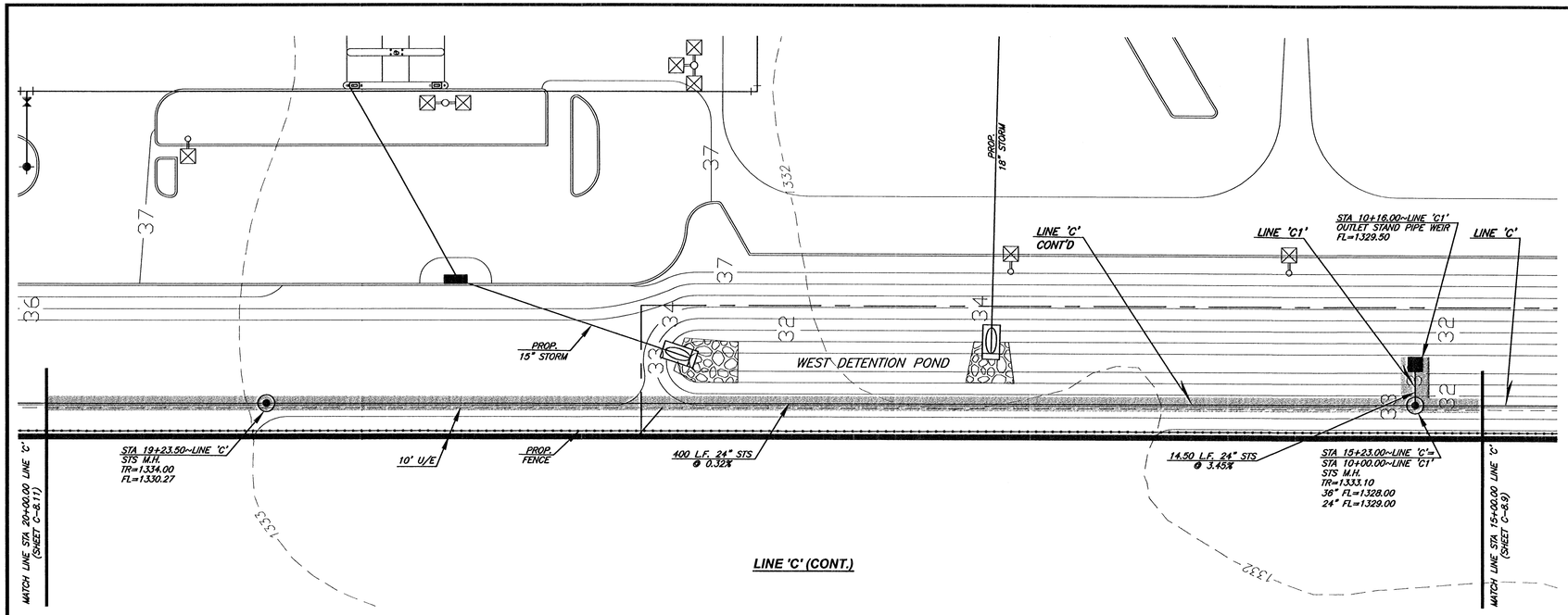

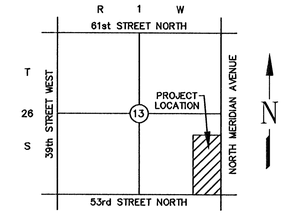

LOCATION MAP
NOT TO SCALE

LEGEND

SIGN (i.e. STOP, YIELD, etc...)	1521 PROPOSED CONTOUR & CONTOUR ELEVATION
KV LIGHT POLE AND FIXTURE TYPE	STORM SEWER INLET
HEAVY DUTY CONCRETE (H.D.C.)	STORM SEWER CURB INLET
HEAVY DUTY ASPHALT (H.D.A.)	STORM SEWER MANHOLE (STS M.H.)
STANDARD DUTY ASPHALT (S.D.A.)	S.S. MANHOLE
CONCRETE BARRIER	S.S. CLEANOUTS
STRAIGHT ARROW	FUTURE CURB & GUTTER BY OTHERS
LEFT TURN ARROW	UGE POWER UNDERGROUND
RIGHT TURN ARROW	UTE TELEPHONE UNDERGROUND
3 WAY FIRE HYDRANT	POWER OVERHEAD
TEE	G GAS LINE
GATE VALVE	FLOW DIRECTION
CART CORRALS	STS STORM SEWER
L.S. LANDSCAPE	

BEARING & STATIONING NOTE:
ALL SEWER BEARINGS AND LINE DIMENSIONS ARE MEASURED TO THE CENTER OF JUNCTION BOXES AND MANHOLES UNLESS OTHERWISE INDICATED. THE CONTRACTOR SHALL MAKE ADJUSTMENTS IN PIPE CONNECTIONS AT JUNCTION BOXES AND MANHOLES AS NECESSARY TO ALLOW THE DESIGN TO BE BUILT.

NOTES:

1. CONTRACTOR SHALL MEET AND MATCH TOP OF JUNCTION BOXES OR CLEAN OUTS WITH FINISHED PAVING GRADES.
2. CONTRACTOR SHALL REFER ARCH. PLANS FOR TYPICAL SIZES OF THE BUILDING DOWNSPOUTS.
3. STORM SEWERS LABELED AS "STS" MAY BE OF HDPE/ALUMINIZED CSP OR RCP MATERIAL AND SHALL MEET WAL-MART'S SITEWORK SPECIFICATIONS. CONTRACTOR SHALL SUBMIT STORM PIPE PRODUCT DATA TO SMC CONSULTING ENGINEERS, P.C. FOR APPROVAL. ALUMINIZED CORRUGATED STEEL PIPES SHALL BE ULTRA FLOW OR W/MANNINGS ROUGHNESS COEFFICIENT OF 0.013 OR BETTER.
4. CONTRACTOR SHALL REFER STORM SEWER PIPE TRENCHING AND BEDDING DETAIL FOR BACKFILL AND BEDDING UNDER PAVED & NON-PAVED AREAS.
5. ALL 12" AND LARGER STORM LINES MUST BE INCLUDED IN THE PRIVATE STORM PROJECT HANDLED THROUGH THE CITY ENGINEER'S OFFICE. THE PROPOSED ROOF DRAIN LINES (10" OR SMALLER) MUST BE INSTALLED BY A LICENSED DRAIN LAYER WITH PERMITS AND INSPECTION FROM THE OFFICE OF CENTRAL INSPECTION.

BEARING & STATIONING NOTE:
ALL SEWER BEARINGS AND LINE DIMENSIONS ARE MEASURED TO THE CENTER OF JUNCTION BOXES AND MANHOLES UNLESS OTHERWISE INDICATED. THE CONTRACTOR SHALL MAKE ADJUSTMENTS IN PIPE CONNECTIONS AT JUNCTION BOXES AND MANHOLES AS NECESSARY TO ALLOW THE DESIGN TO BE BUILT.

NOTE: THE GENERAL CONTRACTOR IS RESPONSIBLE FOR MAKING ALL ADJUSTMENTS OF EXISTING UTILITIES TO ALLOW THE DESIGN TO BE BUILT.

20 0 20 40 60
Scale 1" = 20'

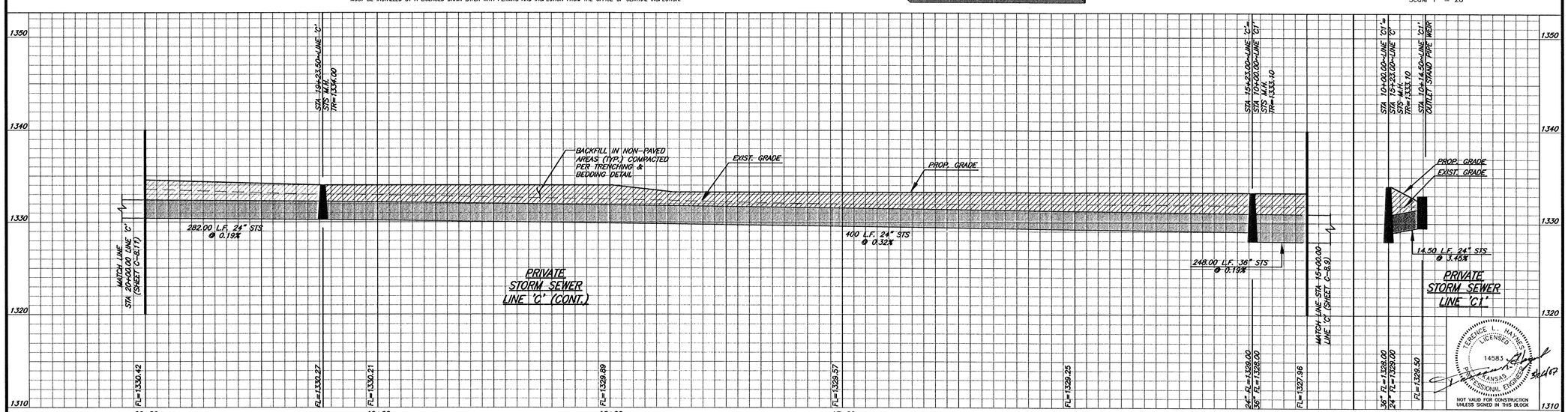

TERENCE L. HAYNIE
LICENSED
14583
KANSAS
PROFESSIONAL ENGINEER
NOT VALID FOR CONSTRUCTION UNLESS SIGNED IN THIS BLOCK

SMC SMC Consulting Engineers, P.C.	815 WEST MAIN, OKLAHOMA CITY, OK 73106 PHONE: 405-232-7715 FAX: 405-232-7859	SMC, P.C. KANSAS CERTIFICATE OF AUTHORIZATION NO. E-335 EXP. DEC. 2008	WAL-MART SUPERCENTER #4321-00, WICHITA, KANSAS	PRIVATE STORM SEWER LINE 'C' (CONT.) & 'C1' PLAN & PROFILE	NO/DATE/BY 1 03/23/07 DLS REVISION REVISION PER CITY COMMENTS	SCALE HORZ. 1" = 20' VERT. 1" = 5'	DATE: 12/12/06 SHEET NO. C-8.10

G:\4321\Sum Sewer\4344PP3-Rev.dwg, 3/26/2007 7:32:46 AM