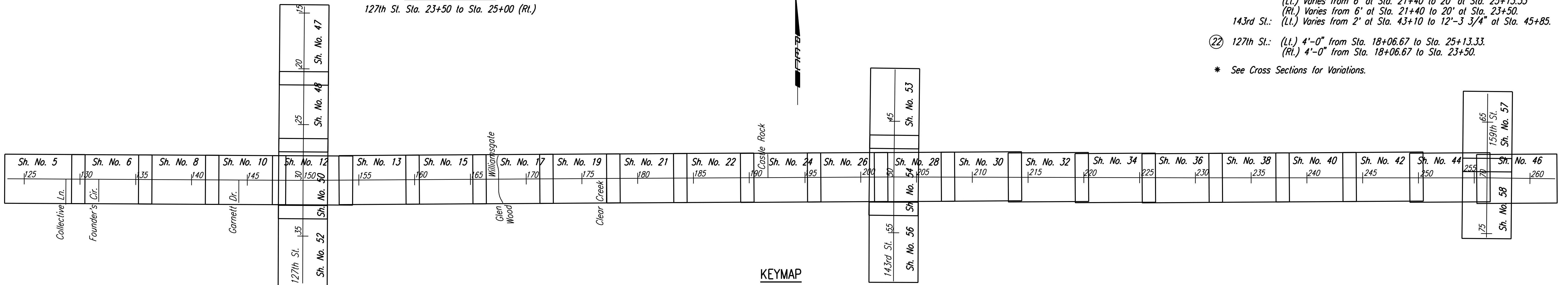
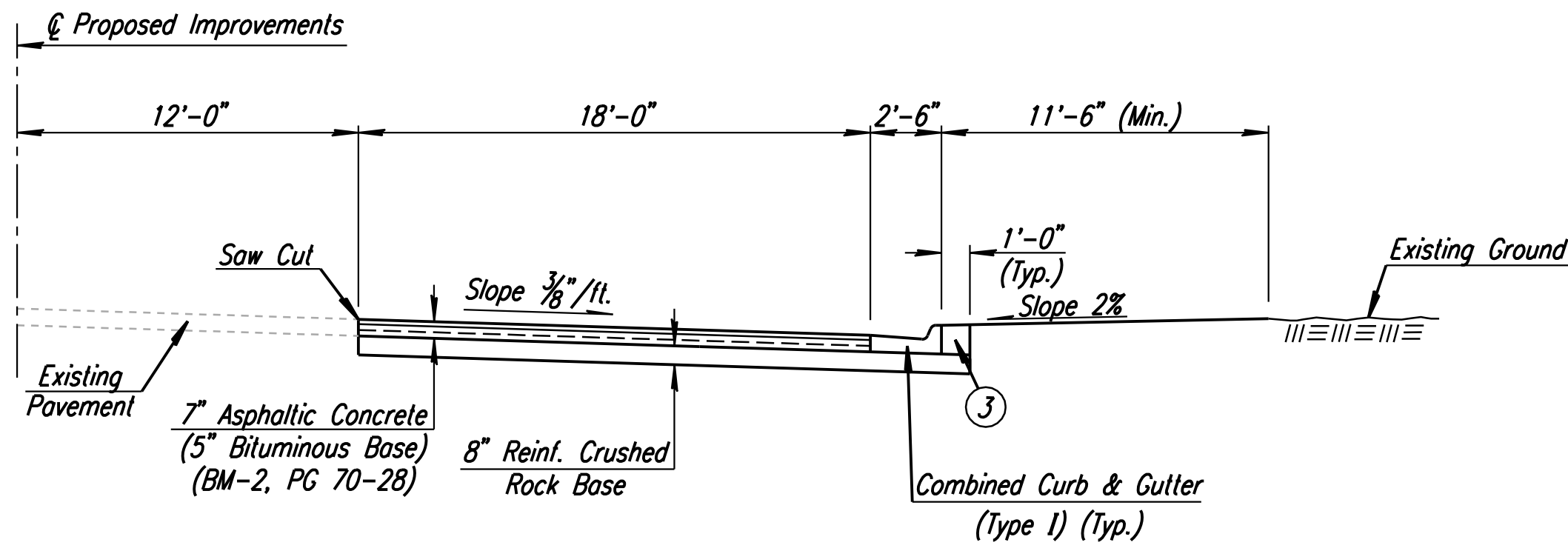
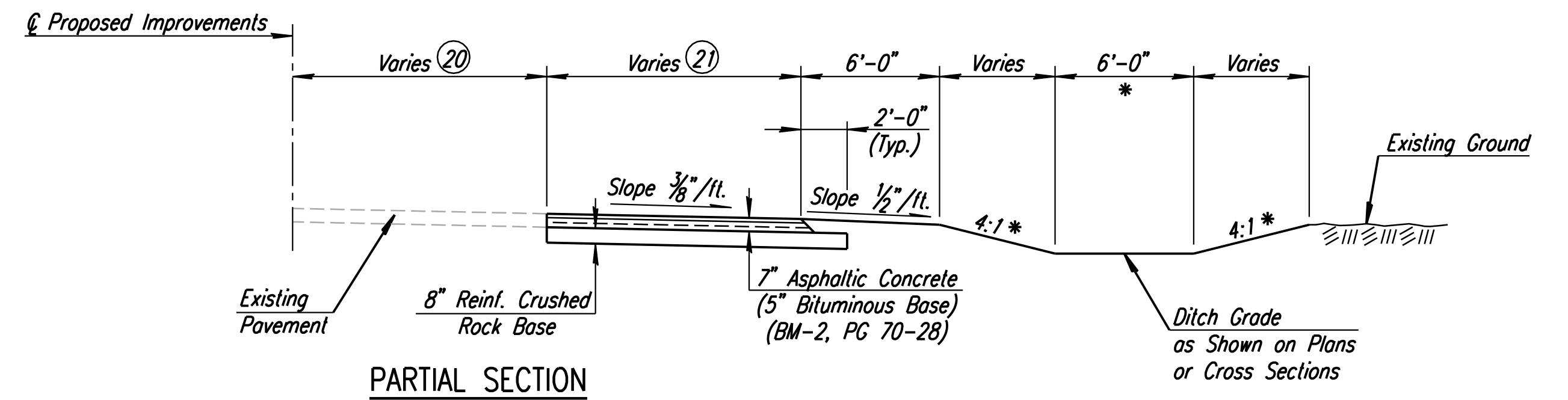
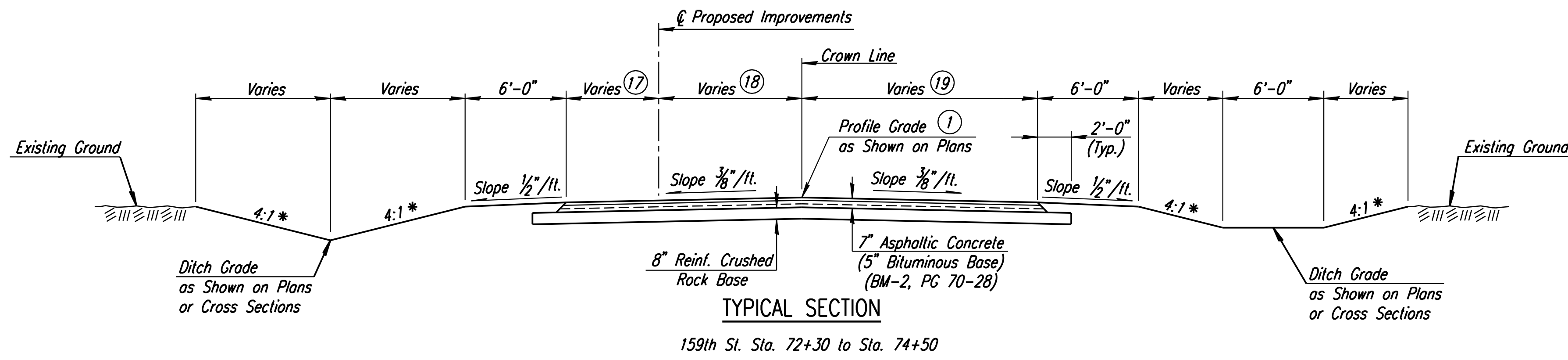
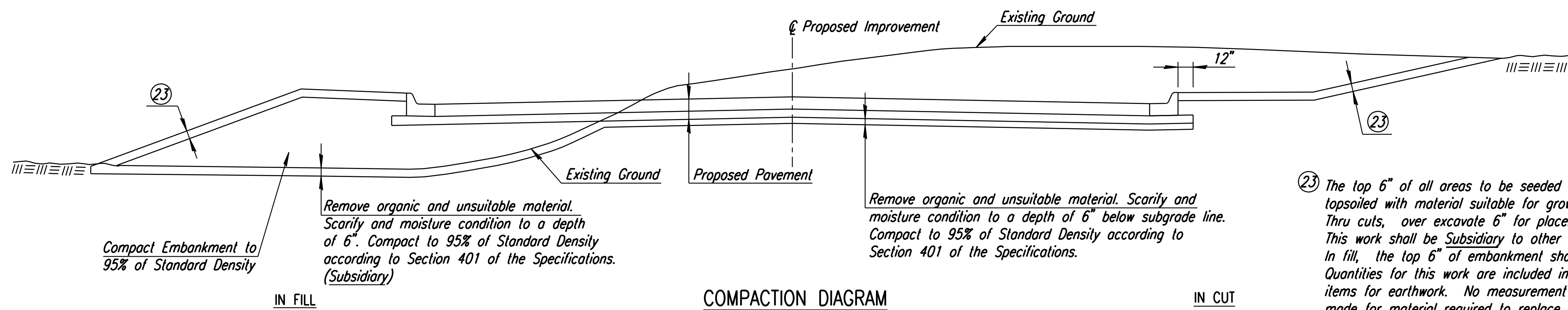


DATE	
BY	
REFERENCES NOTED	
REFERENCES CHECKED	

DSNR: JPS OPER: SVB SCALE: 1"=5'
 I:/2001/01616/TYPICAL/01616-Typicals.dgn 6-7-2007 13:57:19 LAST REV: 5-19-2008 BY: svb



- ⑰ 159th St.: Varies from 24'-11 1/4" at Sta. 72+30 to 5'-6" at Sta. 74+50.
 - ⑱ 159th St.: Varies from 0' at Sta. 72+30 to 8'-6" at Sta. 74+50.
 - ⑲ 159th St.: Varies from 29'-5 5/8" at Sta. 72+30 to 14' at Sta. 74+50.
 - ⑳ 127th St.: (Lt. & Rt.) 12' from Sta. 18+06.67 to Sta. 25+00.
143rd St.: (Lt.) 9' from Sta. 43+10 to Sta. 45+85.
 - ㉑ 127th St.: (Lt. & Rt.) Varies from 1' at Sta. 18+06.67 to 6' at Sta. 19+40.
(Lt. & Rt.) 6' from Sta. 19+40 to Sta. 21+40.
(Lt.) Varies from 6' at Sta. 21+40 to 20' at Sta. 25+13.33
(Rt.) Varies from 6' at Sta. 21+40 to 20' at Sta. 23+50.
143rd St.: (Lt.) Varies from 2' at Sta. 43+10 to 12'-3 3/4" at Sta. 45+85.
 - ㉒ 127th St.: (Lt.) 4'-0" from Sta. 18+06.67 to Sta. 25+13.33.
(Rt.) 4'-0" from Sta. 18+06.67 to Sta. 23+50.
- * See Cross Sections for Variations.



COMPACTION DIAGRAM
 Note: All embankment, including sideroads and driveways shall be compacted.

No.	Revision	By	Date
	21ST ST.		
TYPICAL SECTIONS			
JAMES L. ARMOUR, P.E.-CITY ENGINEER CITY OF WICHITA PROJECT NO. 472-84636 Professional Engineering Consultants, P.A. 303 S. TOPEKA • WICHITA, KANSAS 67202 316-262-2691 • FAX 316-262-3003			
Designed by	JPS	Job No.	01616
Drawn by	SVB	Date	August, 2008
			Sht. 4 of 282