STATE	PROJECT NO.	YEAR	SHEET NO.	TOTAL SHEETS
KANSAS	468-82473	2007	11	46

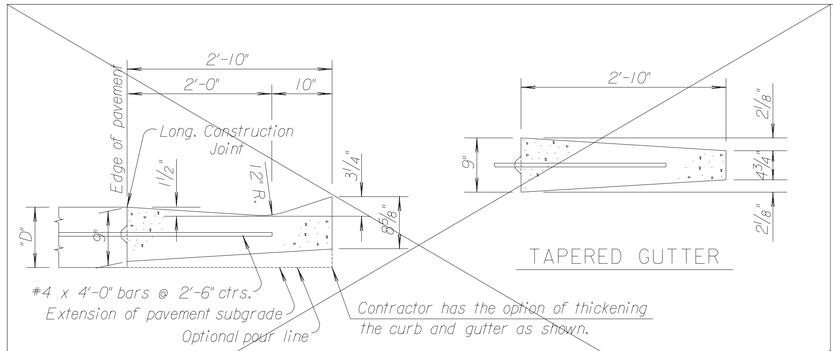

DETAIL OF GUTTER
(Normal section)

TAPERED GUTTER

Note: Concrete gutter contains 0.065 cu. yds. Concrete Grade 3.0 (AE) per lin. ft..

GUTTER

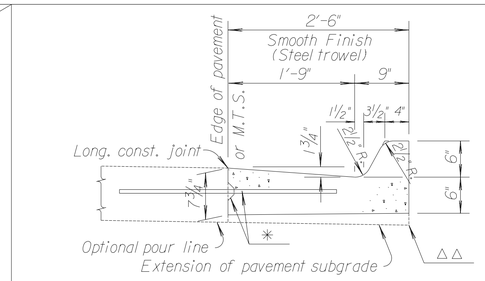

TYPICAL SECTION

Note: Conc. C.&G. I contains 0.060 cu. yds. Conc. Grade 3.0 (AE) per lin.ft.

COMBINED CURB & GUTTER - TYPE I (2'-6" WIDTH)

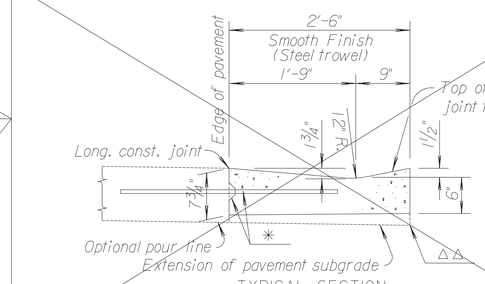

TYPICAL SECTION

Note: Conc. C.&G. II contains 0.053 cu. yds. Conc. Grade 3.0 (AE) per lin.ft.

COMBINED CURB & GUTTER - TYPE II (2'-6" WIDTH)

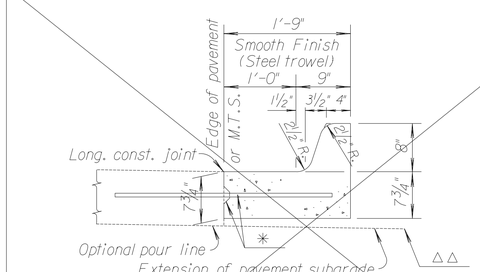

TYPICAL SECTION

Note: Conc. C.&G. III contains 0.054 cu. yds. Conc. Grade 3.0 (AE) per lin.ft.

COMBINED CURB & GUTTER - TYPE III (1'-9" WIDTH)

* Longitudinal construction joint and #4 x 3'-0" bars @ 2'-6" ctrs., where concrete pavement is constructed.

ΔΔ Contractor has the option of thickening the curb and gutter as shown.

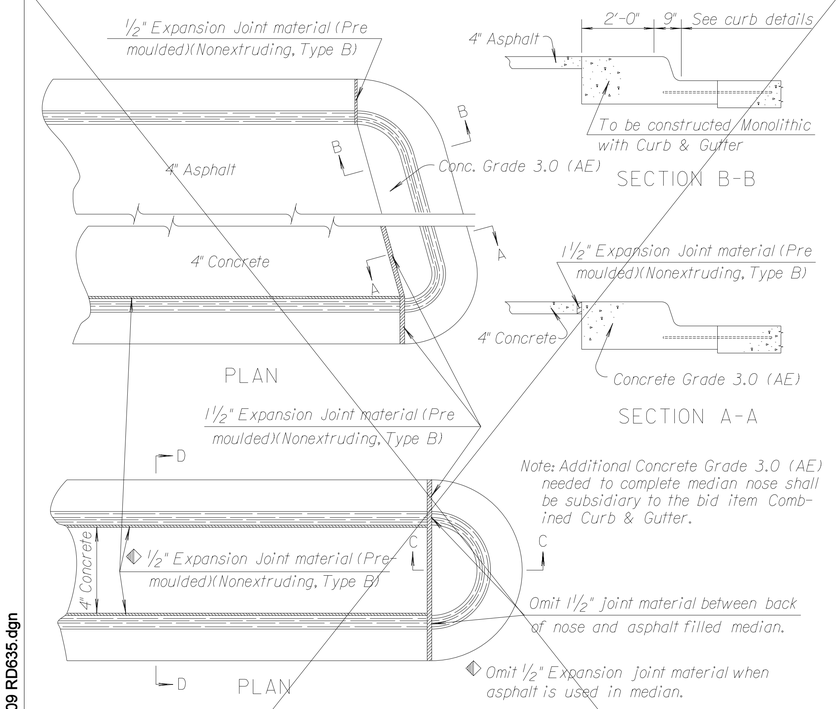

Note: Expansion joints shall be placed in concrete median as follows. In long runs expansion joints shall be ½" expansion joint material (Nonextruding, Type B) flush with the surface. Expansion joints in the median shall match expansion joints in the curb and gutter with a maximum spacing of 125'. Plane of weakness in median shall match plane of weakness in curb & gutter.

TYPICAL NOSE DETAILS FOR RAISED MEDIANS

Note: Use Concrete Grade 3.0 (AE) throughout.
All exposed edges shall be finished with an edging tool.
Place a 1" premoulded Expansion Joint Filler (nonextruding, Type B) at a spacing of not to exceed 250'.

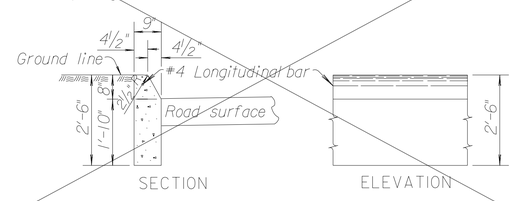

PROTECTION CURB 8"

GENERAL NOTE

Combined curb and gutter or gutter adjoining concrete pavement may, at the contractor's option, be poured either monolithically or separately, using either the mix used in the concrete pavement or Concrete Grade 3.0 (AE). The combined curb and gutter or gutter shall have the same section as shown on the plans. If poured monolithically, dowel bars may be omitted from the combined curb and gutter or gutter, but the welded wire reinforcement shall be extended to 6" or less from the back of the curb or gutter. Pavement Joints shall be continued through curb or gutter and no other planes of weakness will be required. Joints in the combined curb and gutter or gutter are to be filled with the same material as used for the pavement joints.

Expansion joints in the combined curb and gutter are to be placed opposite expansion joints in the pavement.

Where combined curb and gutter or gutter does not abut concrete pavement or concrete base course, omit tie bars and longitudinal construction joint and place a 1" premoulded Expansion Joint Filler (Nonextruding, Type B) cut to the dimensions of the combined curb and gutter or gutter, at a spacing of not to exceed 250' and at the ends of curb returns.

Where combined curb and gutter or gutter is adjacent to bituminous construction, planes of weakness shall be constructed at 10'-0" intervals.

A 4' length of transition from normal gutter section to the tapered gutter section shall be used at the ends of each run of gutter except where the gutter abuts a curb, such as at the end of a bridge. Inlets shall be located so as not to fall within this transition section.

Where pressure relief joint (Urethane Foam) is placed across the pavement, and gutter or curb and gutter is continued on for more than 10', use Type B, nonextruding, joint filler through gutter section, shaped to fit gutter or curb and gutter. Material may be solid Type B, approximately 4" thick, or other thickness pieces (Type B), bonded together with cold mastic or other material, as approved by the Engineer.

For expansion joint treatment where combined curb and gutter or gutter abuts a bridge wing on a U type abutment see bridge drawings.

Longitudinal joints shall be sawed and sealed with joint sealant, see Special Provisions for type.

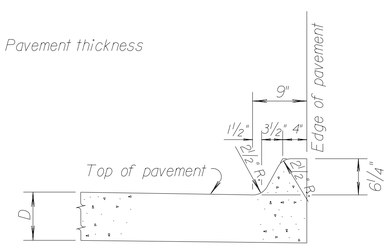

TYPICAL SECTION

6¼" EDGE CURB
(MONOLITHIC)

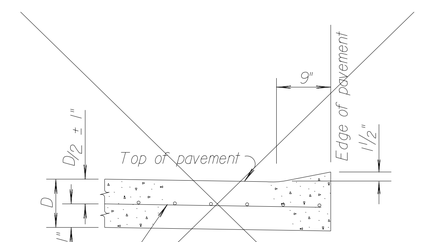

TYPICAL SECTION

1½" EDGE CURB
(MONOLITHIC)

Note: Planes of weakness are to be constructed over the contraction joints in the concrete pavement.
A 1" premoulded Expansion Joint Filler (Nonextruding, Type B) cut to the dimensions of the Edge Curb shall be used over the expansion joints in the concrete pavement.

EDGE CURB

NO.	DATE	REVISIONS	BY	APP'D
15	3-30-05	Chg. Class to Grade conc., reinf.	S.W.K.	J.O.B.
14	12-08-04	Chg. bit. plane of weakness to 10'-0"	S.W.K.	J.O.B.
13	3-20-96	Del. Curb & Gutter Ref. to Br. Appr.	R.J.S.	J.O.B.
12	12- 4-94	Rev. Joint Sealant	R.J.S.	J.O.B.

KANSAS DEPARTMENT OF TRANSPORTATION

CURB, GUTTER AND COMBINED CURB & GUTTER

~~RD708~~

FHWA APPROVAL	6-13-05	APP'D.	
DESIGNED	DETAILED	QUANTITIES	TRACED Bowser
DESIGN CK.	DETAIL CK.	QUAN.CK.	TRACE CK. Seitz

Plotted : 10/30/2007
Drawn By : _
File : k:\32158A\CADD\SHEETS\DRAINAGE109 RD635.dgn